



**Critical**  
manufacturing  
an ASM PT company

# How to: Create an Instrument

## 10.2

April 2026

### DOCUMENT ACCESS

Public

### DISCLAIMER

The contents of this document are under copyright of Critical Manufacturing S.A. it is released on condition that it shall not be copied in whole, in part or otherwise reproduced (whether by photographic, or any other method) and the contents therefore shall not be divulged to any person other than that of the addressee (save to other authorized offices of his organization having need to know such contents, for the purpose for which disclosure is made) without prior written consent of submitting company.

## How to: Create an Instrument

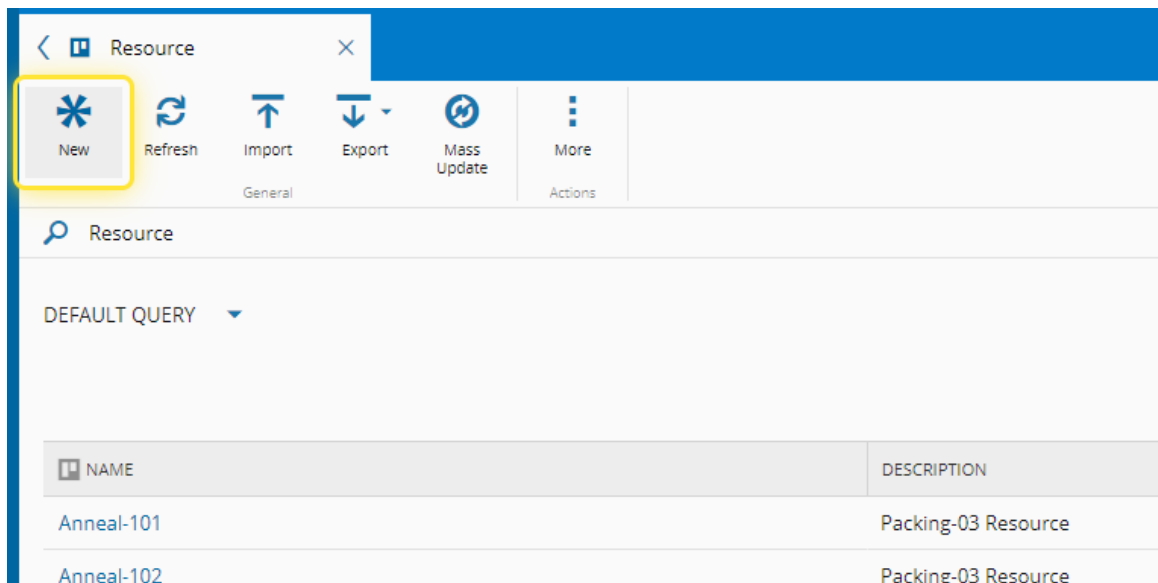
1. Go to the Business Data menu.



2. Select the Resource entity.

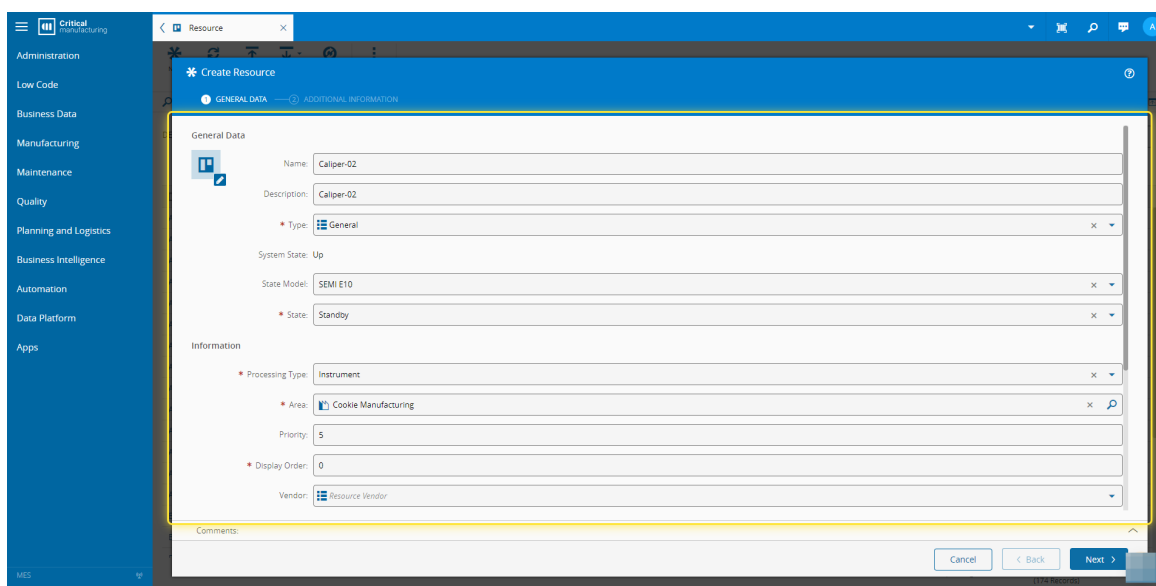


3. Select the New button.

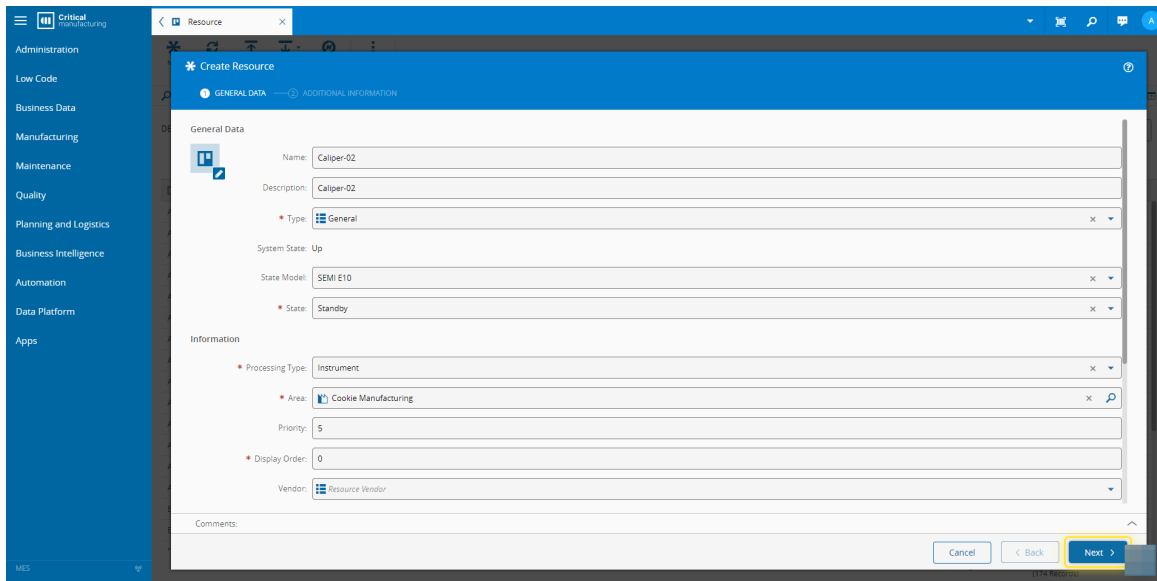


4. Under the General Data tab, complete the necessary fields.

For more information, see [Create Resource - Critical Manufacturing Documentation Portal](#)

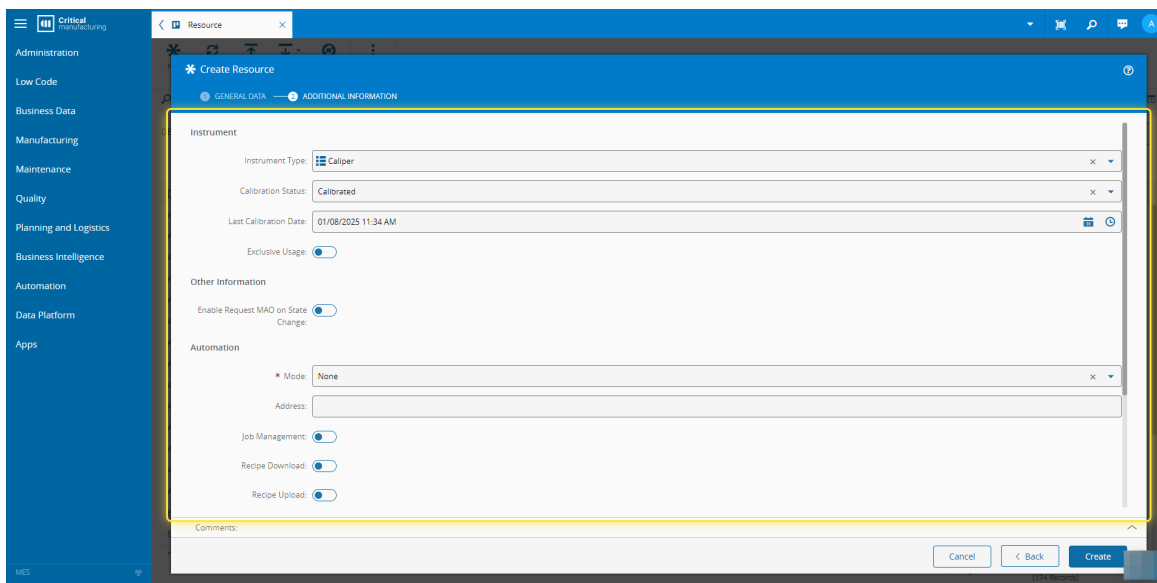


5. Select the Next button.

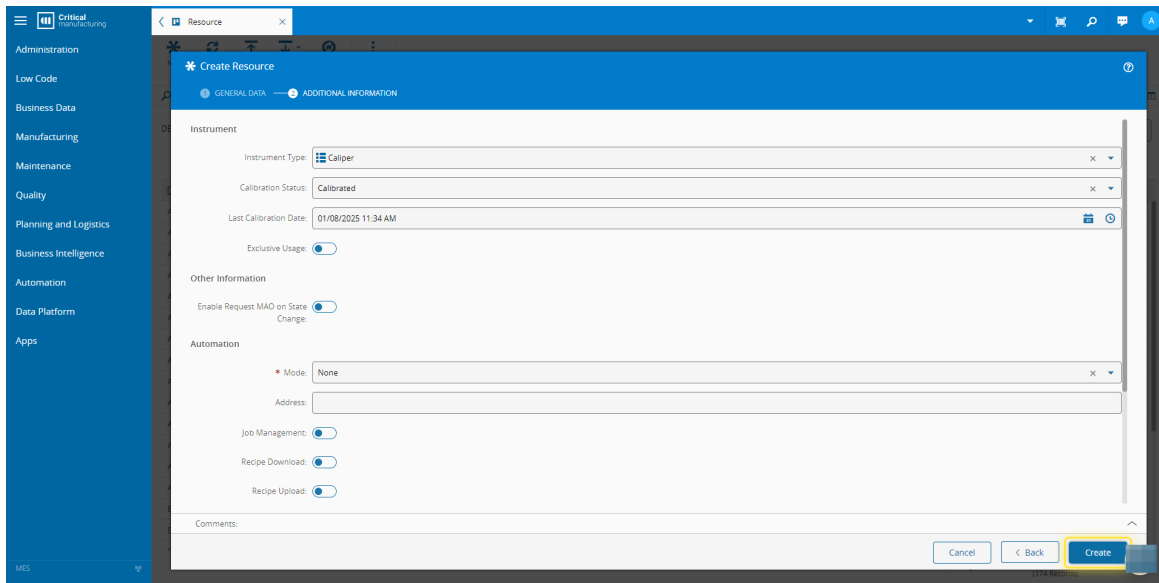


6. Under the Additional Information tab, complete the necessary fields.

For the instrument to be available for use, it must be calibrated and have a calibration date.



7. Select the Create button.



**Create Resource**

GENERAL DATA | **ADDITIONAL INFORMATION**

**Instrument**

Instrument Type:

Calibration Status:

Last Calibration Date:

Exclusive Usage:

**Other Information**

Enable Request MAO on State Change:

**Automation**

\* Mode:

Address:

Job Management:

Recipe Download:

Recipe Upload:

Comments:



# Legal Information

## **Disclaimer**

The information contained in this document represents the current view of Critical Manufacturing on the issues discussed as of the date of publication. Because Critical Manufacturing must respond to changing market conditions, it should not be interpreted to be a commitment on the part of Critical Manufacturing, and Critical Manufacturing cannot guarantee the accuracy of any information presented after the date of publication. This document is for informational purposes only.

Critical Manufacturing makes no warranties, express, implied or statutory, as to the information herein contained.

## **Confidentiality Notice**

All materials and information included herein are being provided by Critical Manufacturing to its Customer solely for Customer internal use for its business purposes. Critical Manufacturing retains all rights, titles, interests in and copyrights to the materials and information herein. The materials and information contained herein constitute confidential information of Critical Manufacturing and the Customer must not disclose or transfer by any means any of these materials or information, whether total or partial, to any third party without the prior explicit consent by Critical Manufacturing.

## **Copyright Information**

All title and copyrights in and to the Software (including but not limited to any source code, binaries, designs, specifications, models, documents, layouts, images, photographs, animations, video, audio, music, text incorporated into the Software), the accompanying printed materials, and any copies of the Software, and any trademarks or service marks of Critical Manufacturing are owned by Critical Manufacturing unless explicitly stated otherwise. All title and intellectual property rights in and to the content that may be accessed through use of the Software is the property of the respective content owner and is protected by applicable copyright or other intellectual property laws and treaties.

## **Trademark Information**

Critical Manufacturing is a registered trademark of Critical Manufacturing.

All other trademarks are property of their respective owners.