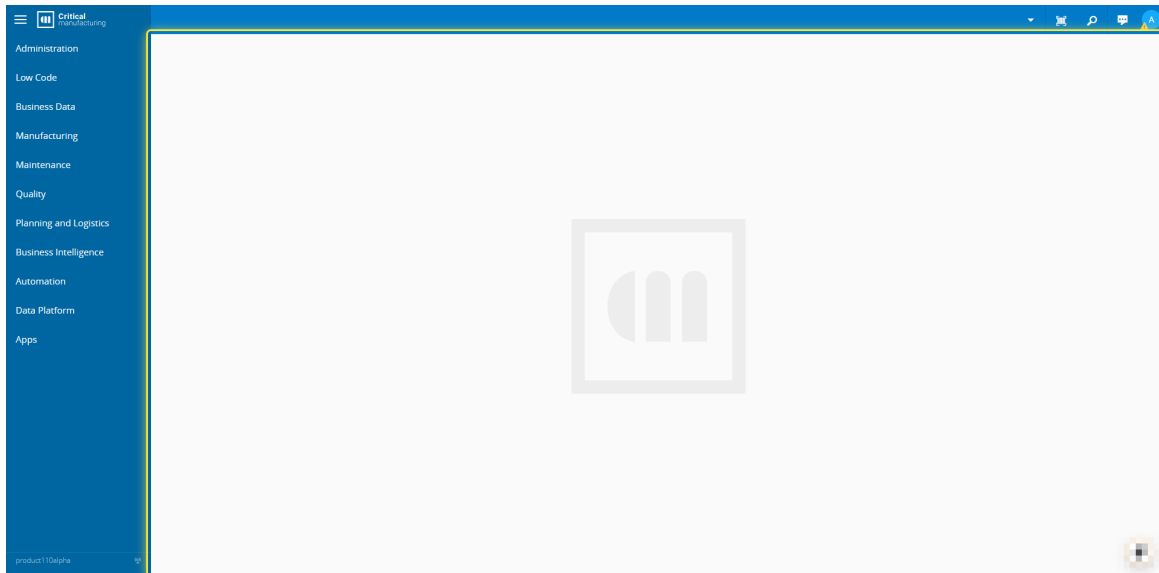


How to View Maintenance Activities (Management View)


1. Open MES and go to the home page.

Open MES and go to the **home page**.



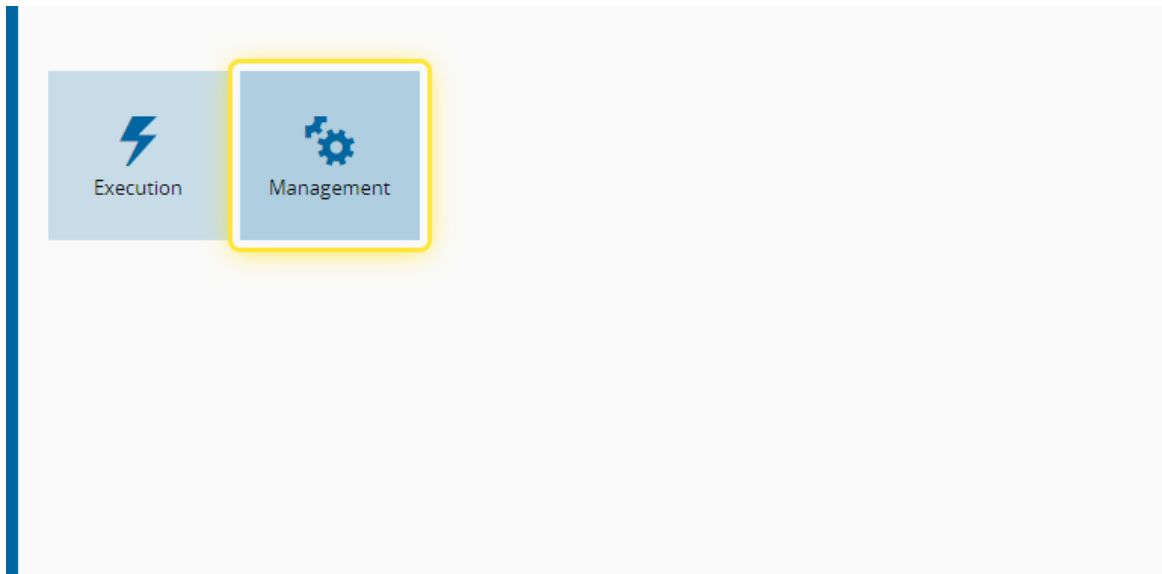
2. Maintenance

From the options in the left panel, select **Maintenance**

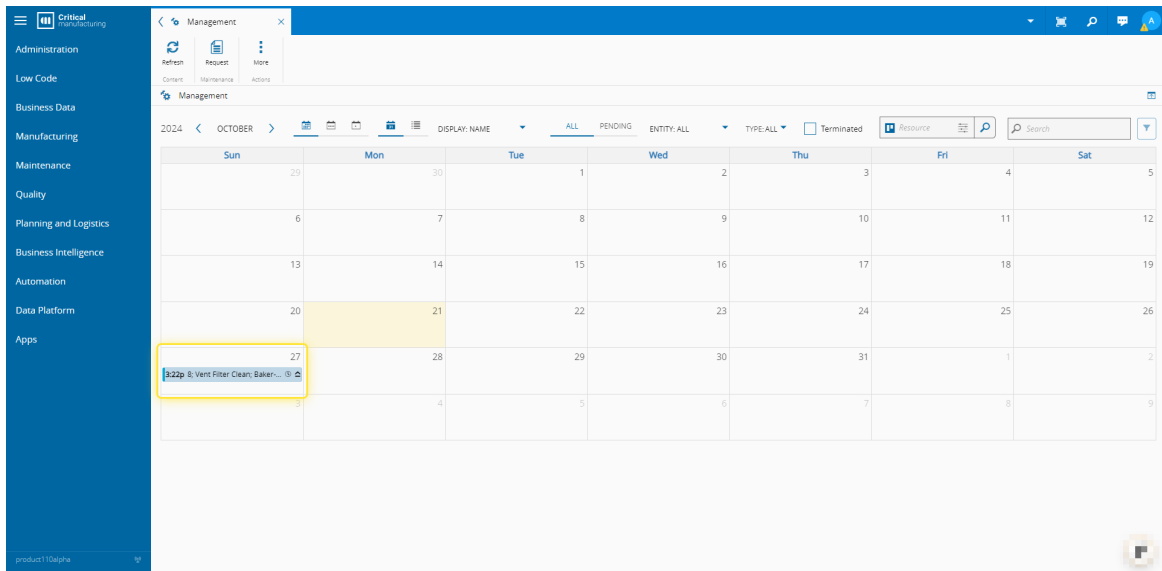


3. Management

From the options available, select **Management**



4. Management Calendar



The screenshot shows the 'Management' calendar interface. The left sidebar contains a navigation menu with categories: Administration, Low Code, Business Data, Manufacturing, Maintenance, Quality, Planning and Logistics, Business Intelligence, Automation, Data Platform, and Apps. The main area displays a calendar for October 2024. The calendar grid shows dates from Sunday to Saturday. A yellow highlight is on the date 21st. A tooltip is visible for the date 27th, showing the text '3:22p 3: Vent Filter Clean: Baker...'. The top of the interface includes a 'Management' header with options like Refresh, Request, and More, and a search bar.

Sun	Mon	Tue	Wed	Thu	Fri	Sat
29	30	1	2	3	4	5
6	7	8	9	10	11	12
13	14	15	16	17	18	19
20	21	22	23	24	25	26
27	28	29	30	31	1	2
3	4	5	6	7	8	9