



Critical
manufacturing
an ASM PT company

How to: Edit a Generic Table

11.0

March 2026

DOCUMENT ACCESS


Public

DISCLAIMER

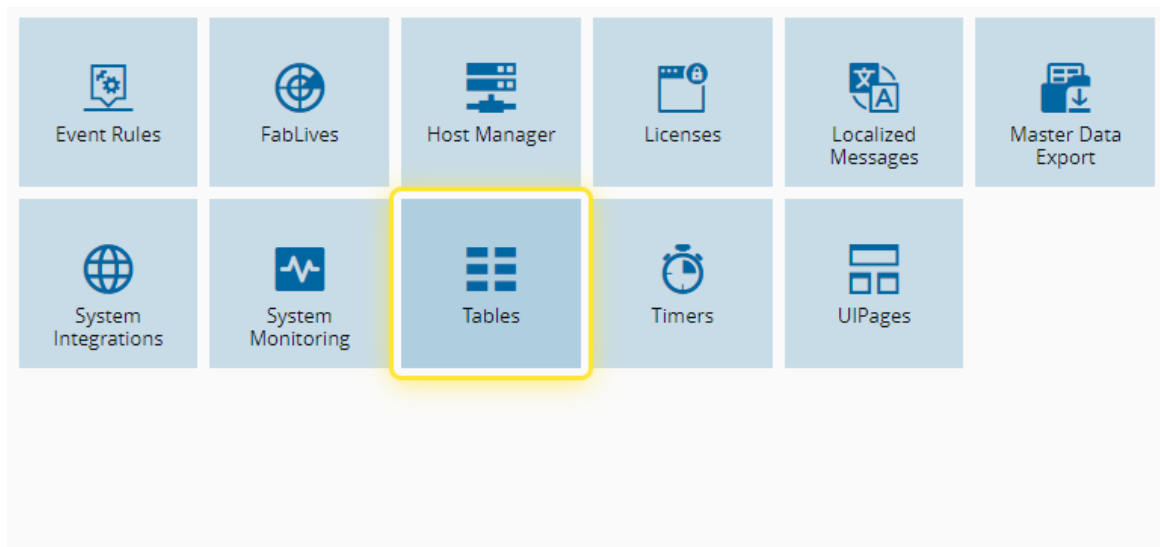
The contents of this document are under copyright of Critical Manufacturing S.A. it is released on condition that it shall not be copied in whole, in part or otherwise reproduced (whether by photographic, or any other method) and the contents therefore shall not be divulged to any person other than that of the addressee (save to other authorized offices of his organization having need to know such contents, for the purpose for which disclosure is made) without prior written consent of submitting company.

How to: Edit a Generic Table

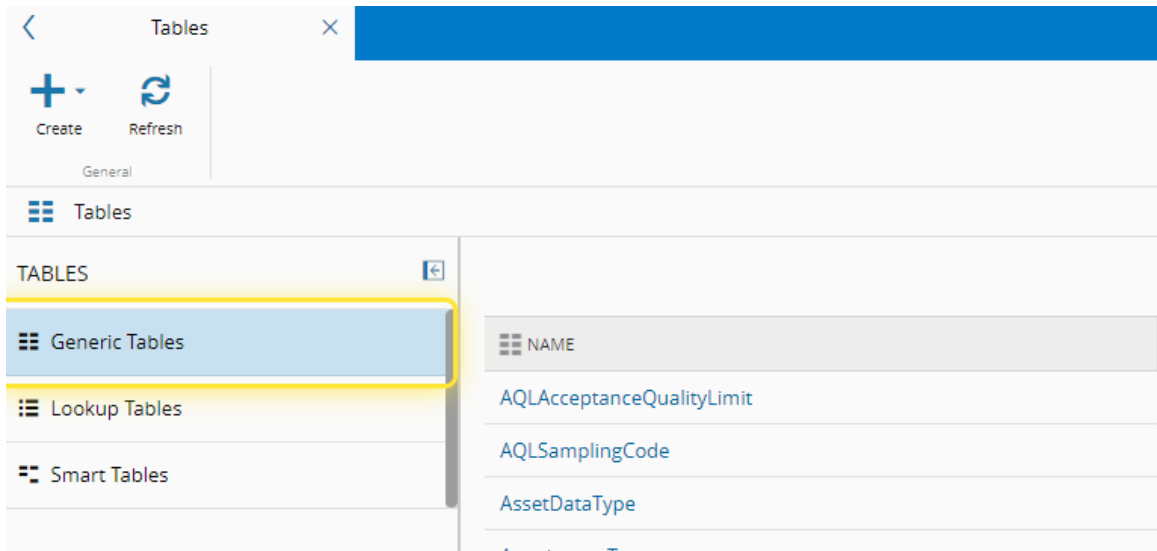
1. Go to the Administration menu.



2. Select the Tables entity.



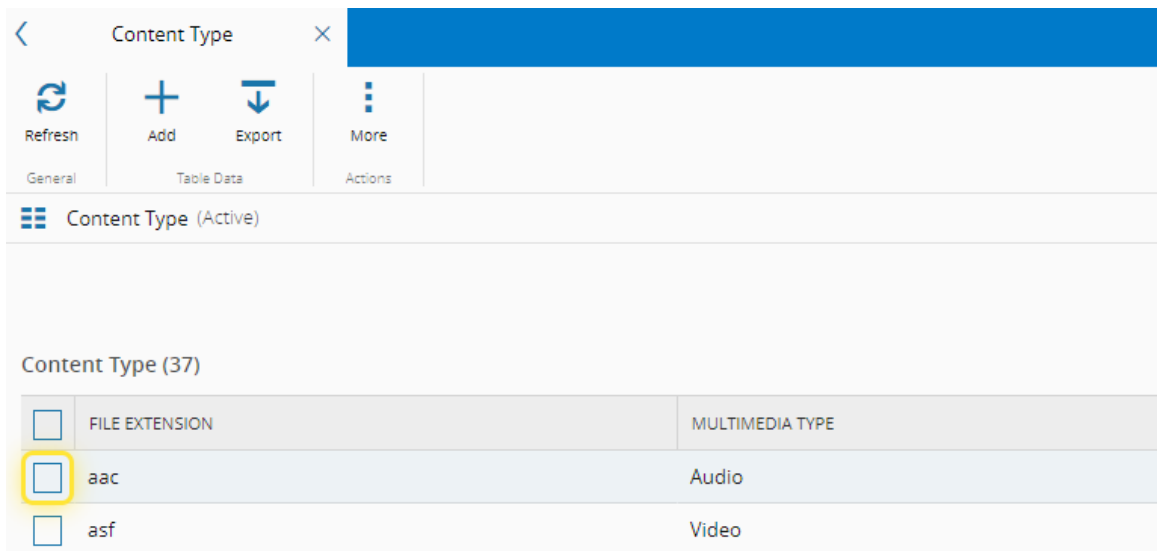
3. Select the Generic Tables sub-menu.



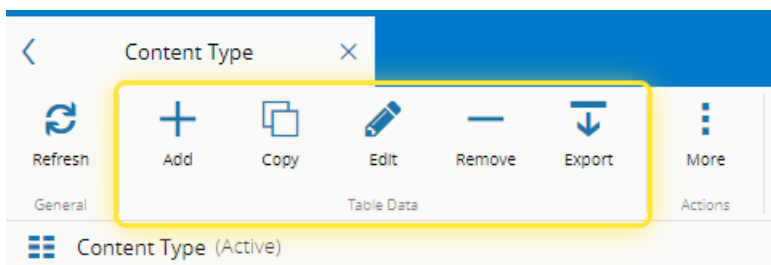
4. Select the desired table.

NAME	DESCRIPTION	STATE
AQLAcceptanceQualityLimit	This generic table is used to resolve the AQL Limits based on a certain ...	Active
AQLSamplingCode	This generic table is used to map a certain lot size to an inspection cod...	Active
AssetDataType	Auxiliary table to support definition of complex DataTypes such like "g...	Active
AttachmentType	AttachmentType Generic Table	Active
CADFileInformation	Information for the CAD File	Active
CalendarDayType	Definitions and colors for working days - both working and non-worki...	Active
CentroidSideInformation	Defines information for Centroid Side.	Active
ChangeSetUrgency	Table to map the urgency type with the priority rank	Active
ChartRuleScope	Table to map ChartRule to a several conditions	Active
ChecklistRuleScopeRelation	Table to map the allowed rules for checklist items based on the checkl...	Active
ChecklistScopeContext	Table to map checklist scope based on a given context.	Active
ContainerResourceRelation	This table holds the possible Container-Resource relations between Co...	Active
ContainerTypeRelation	This table holds the possible ContainerType relations between Contain...	Active
ContentType	Stores all supported document contenty types	Active
ContextResolution	ContextResolutionGeneric Table	Active

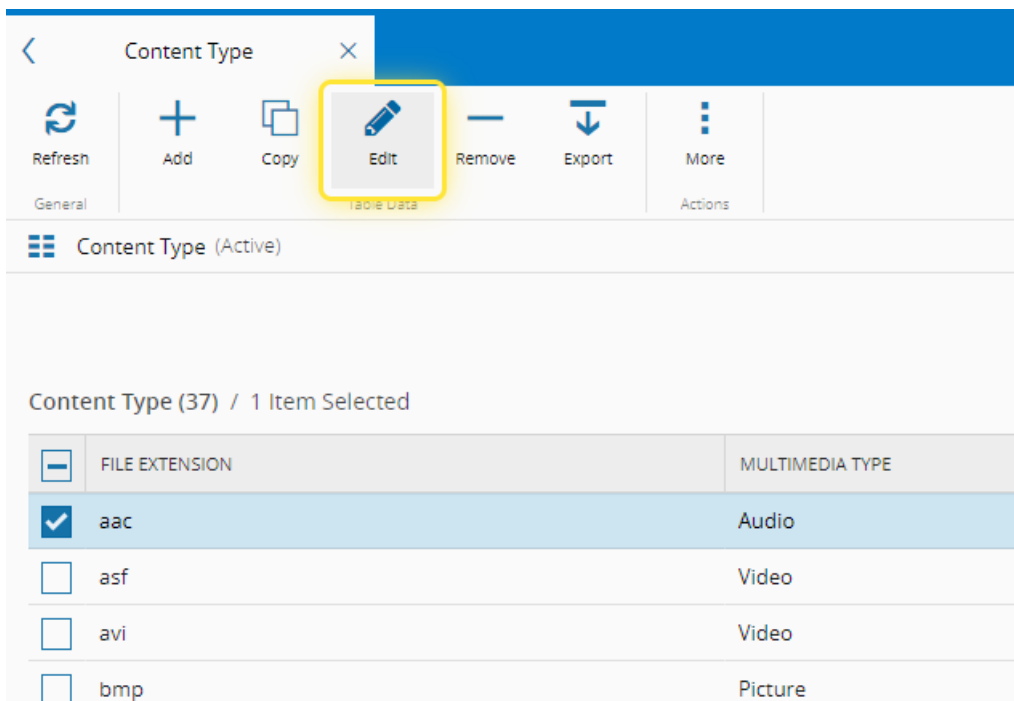
5. Select the record to be edited.



6. Upon selection you have other operations available besides Editing.

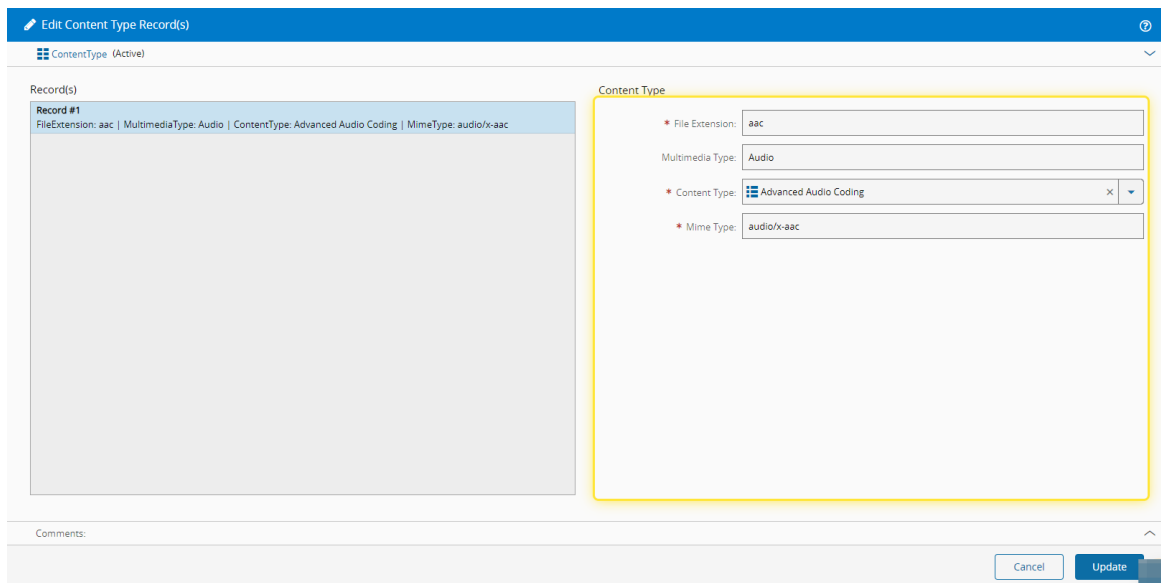


7. Select the Edit button.



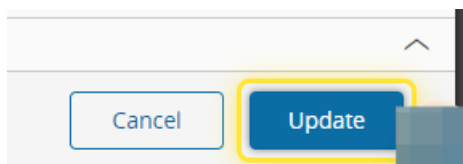
8. Under the Editing wizard, make the desired changes to the record.

For more information, see [Editing Generic Tables Data - Critical Manufacturing Documentation Portal](#)



The screenshot shows the 'Edit Content Type Record(s)' dialog box. The dialog has a blue header with the title 'Edit Content Type Record(s)'. Below the header, there is a tab labeled 'ContentType (Active)'. The main area is divided into two sections: 'Record(s)' on the left and 'Content Type' on the right. The 'Record(s)' section contains a table with one record, 'Record #1', with the following details: FileExtension: aac | MultimediaType: Audio | ContentType: Advanced Audio Coding | MimeType: audio/x-aac. The 'Content Type' section contains a form with four fields: 'File Extension' with the value 'aac', 'Multimedia Type' with the value 'Audio', 'Content Type' with a dropdown menu showing 'Advanced Audio Coding', and 'Mime Type' with the value 'audio/x-aac'. At the bottom right of the dialog, there are two buttons: 'Cancel' and 'Update'. The 'Update' button is highlighted with a yellow border.

9. Select the Update button.





Legal Information

Disclaimer

The information contained in this document represents the current view of Critical Manufacturing on the issues discussed as of the date of publication. Because Critical Manufacturing must respond to changing market conditions, it should not be interpreted to be a commitment on the part of Critical Manufacturing, and Critical Manufacturing cannot guarantee the accuracy of any information presented after the date of publication. This document is for informational purposes only.

Critical Manufacturing makes no warranties, express, implied or statutory, as to the information herein contained.

Confidentiality Notice

All materials and information included herein are being provided by Critical Manufacturing to its Customer solely for Customer internal use for its business purposes. Critical Manufacturing retains all rights, titles, interests in and copyrights to the materials and information herein. The materials and information contained herein constitute confidential information of Critical Manufacturing and the Customer must not disclose or transfer by any means any of these materials or information, whether total or partial, to any third party without the prior explicit consent by Critical Manufacturing.

Copyright Information

All title and copyrights in and to the Software (including but not limited to any source code, binaries, designs, specifications, models, documents, layouts, images, photographs, animations, video, audio, music, text incorporated into the Software), the accompanying printed materials, and any copies of the Software, and any trademarks or service marks of Critical Manufacturing are owned by Critical Manufacturing unless explicitly stated otherwise. All title and intellectual property rights in and to the content that may be accessed through use of the Software is the property of the respective content owner and is protected by applicable copyright or other intellectual property laws and treaties.

Trademark Information

Critical Manufacturing is a registered trademark of Critical Manufacturing.

All other trademarks are property of their respective owners.