



Critical
manufacturing
an ASM PT company

How to: Read and Understand a Document

11.0

March 2026

DOCUMENT ACCESS


Public

DISCLAIMER

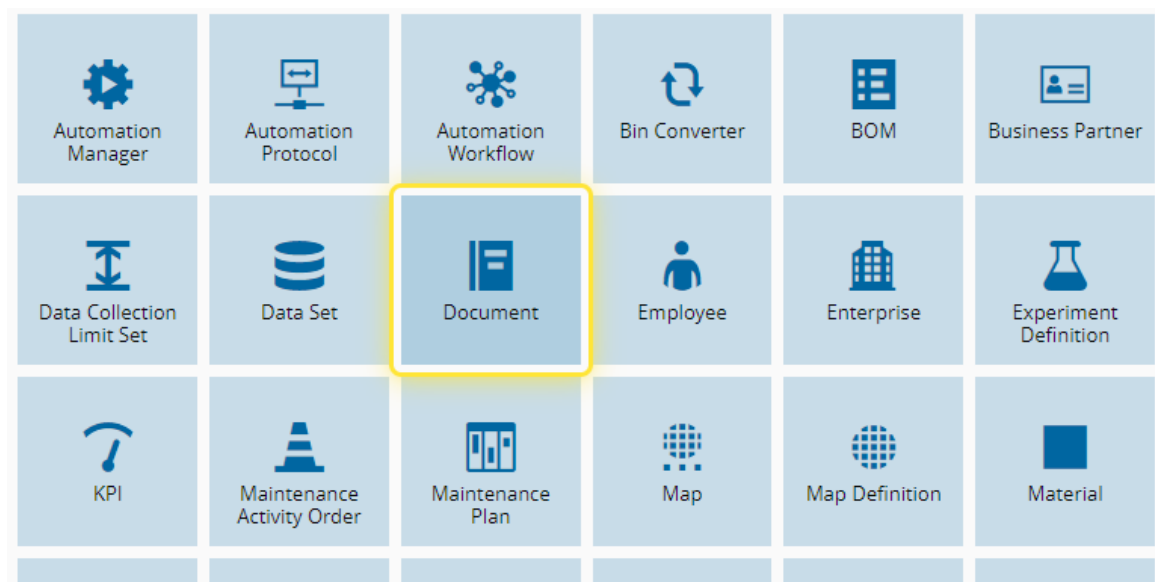
The contents of this document are under copyright of Critical Manufacturing S.A. it is released on condition that it shall not be copied in whole, in part or otherwise reproduced (whether by photographic, or any other method) and the contents therefore shall not be divulged to any person other than that of the addressee (save to other authorized offices of his organization having need to know such contents, for the purpose for which disclosure is made) without prior written consent of submitting company.

How to: Read and Understand a Document

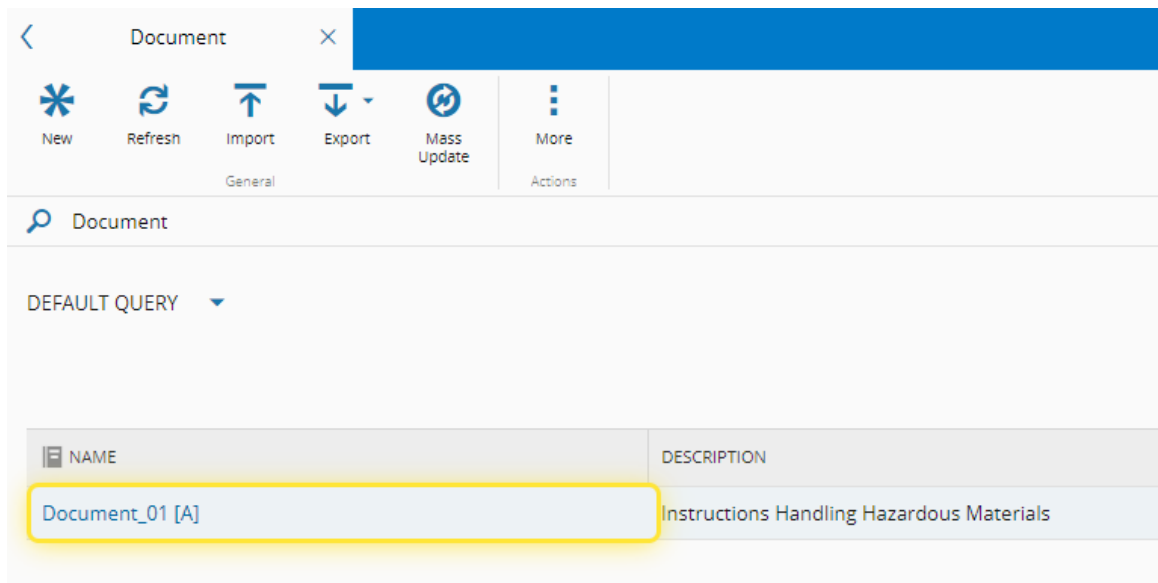
1. Go to the Business Data menu.



2. Select the Document entity.



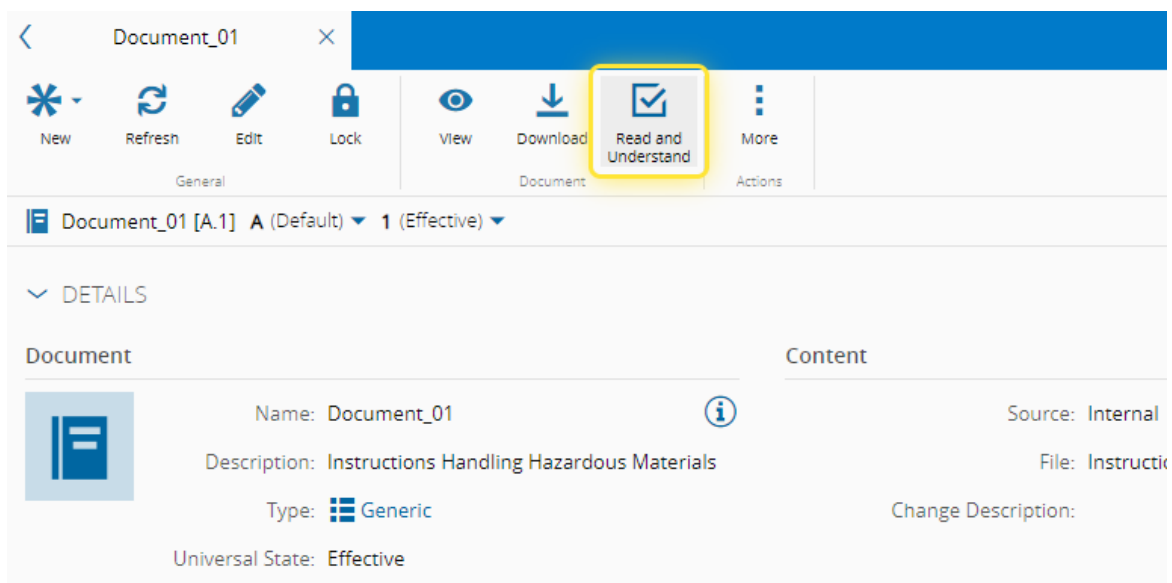
3. Select the document you want to Read and Understand.



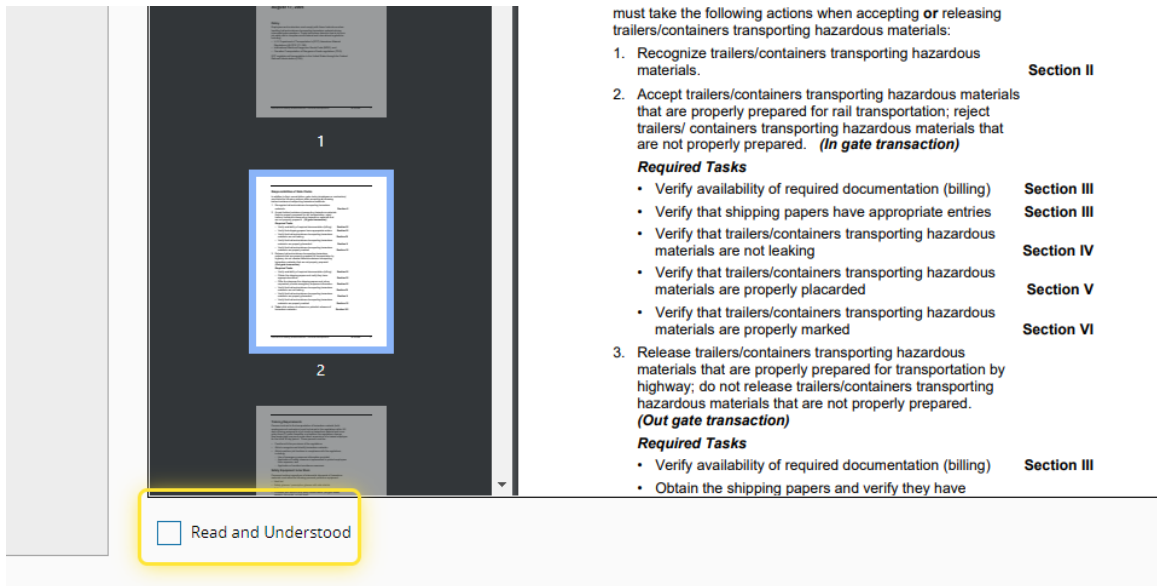
4. Select the Read and Understand button.

Also, the Read and Understand operation can be done through the Browse Documents page, in the Quality Menu, or even when it is triggered by context keys (e.g. Track-In).

For more information, see [Read and Understand Document - Critical Manufacturing Documentation Portal](#)



5. When you have read the document, select the Read and Understood checkbox.



must take the following actions when accepting or releasing trailers/containers transporting hazardous materials:

1. Recognize trailers/containers transporting hazardous materials. **Section II**

2. Accept trailers/containers transporting hazardous materials that are properly prepared for rail transportation; reject trailers/containers transporting hazardous materials that are not properly prepared. **(In gate transaction)**

Required Tasks

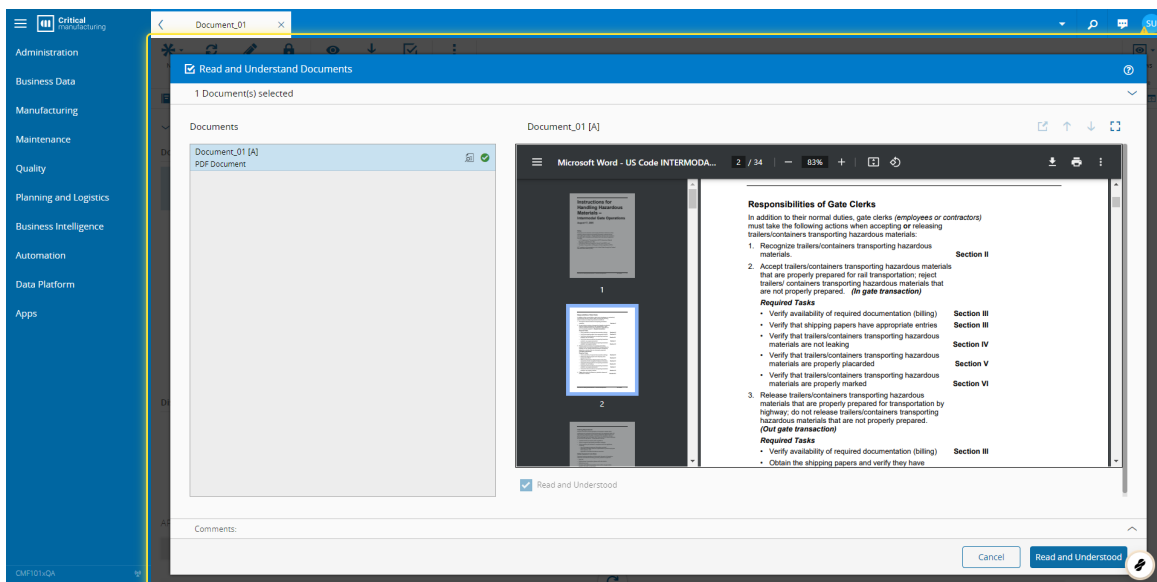
- Verify availability of required documentation (billing) **Section III**
- Verify that shipping papers have appropriate entries **Section III**
- Verify that trailers/containers transporting hazardous materials are not leaking **Section IV**
- Verify that trailers/containers transporting hazardous materials are properly placarded **Section V**
- Verify that trailers/containers transporting hazardous materials are properly marked **Section VI**

3. Release trailers/containers transporting hazardous materials that are properly prepared for transportation by highway; do not release trailers/containers transporting hazardous materials that are not properly prepared. **(Out gate transaction)**

Required Tasks

- Verify availability of required documentation (billing) **Section III**
- Obtain the shipping papers and verify they have

6. Select the Read and Understood button.





Legal Information

Disclaimer

The information contained in this document represents the current view of Critical Manufacturing on the issues discussed as of the date of publication. Because Critical Manufacturing must respond to changing market conditions, it should not be interpreted to be a commitment on the part of Critical Manufacturing, and Critical Manufacturing cannot guarantee the accuracy of any information presented after the date of publication. This document is for informational purposes only.

Critical Manufacturing makes no warranties, express, implied or statutory, as to the information herein contained.

Confidentiality Notice

All materials and information included herein are being provided by Critical Manufacturing to its Customer solely for Customer internal use for its business purposes. Critical Manufacturing retains all rights, titles, interests in and copyrights to the materials and information herein. The materials and information contained herein constitute confidential information of Critical Manufacturing and the Customer must not disclose or transfer by any means any of these materials or information, whether total or partial, to any third party without the prior explicit consent by Critical Manufacturing.

Copyright Information

All title and copyrights in and to the Software (including but not limited to any source code, binaries, designs, specifications, models, documents, layouts, images, photographs, animations, video, audio, music, text incorporated into the Software), the accompanying printed materials, and any copies of the Software, and any trademarks or service marks of Critical Manufacturing are owned by Critical Manufacturing unless explicitly stated otherwise. All title and intellectual property rights in and to the content that may be accessed through use of the Software is the property of the respective content owner and is protected by applicable copyright or other intellectual property laws and treaties.

Trademark Information

Critical Manufacturing is a registered trademark of Critical Manufacturing.

All other trademarks are property of their respective owners.