



Critical
manufacturing
an ASM PT company

How to: Compose Material

11.0

March 2026

DOCUMENT ACCESS

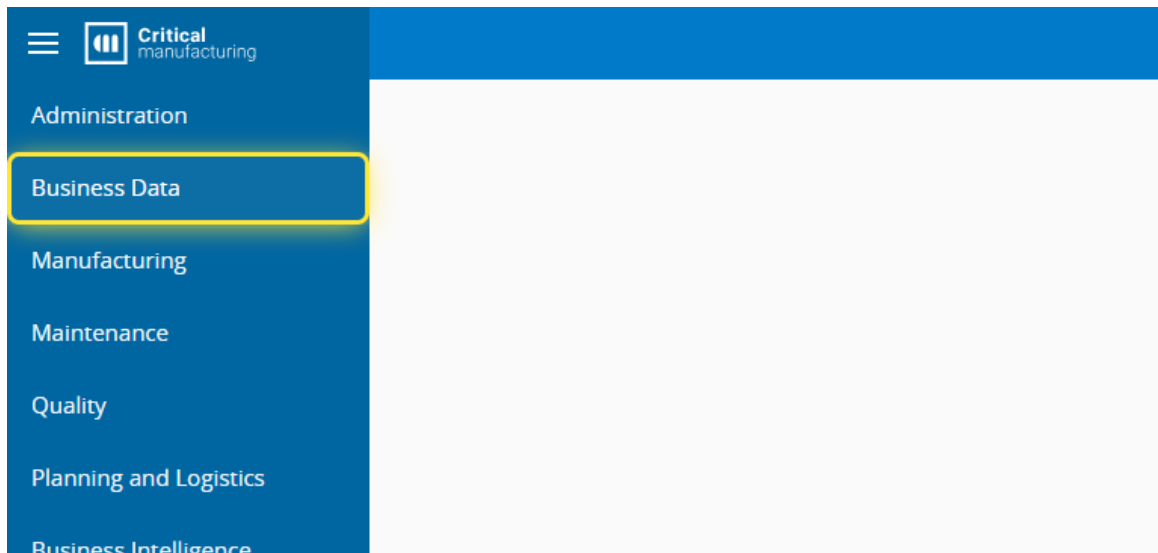
Public

DISCLAIMER

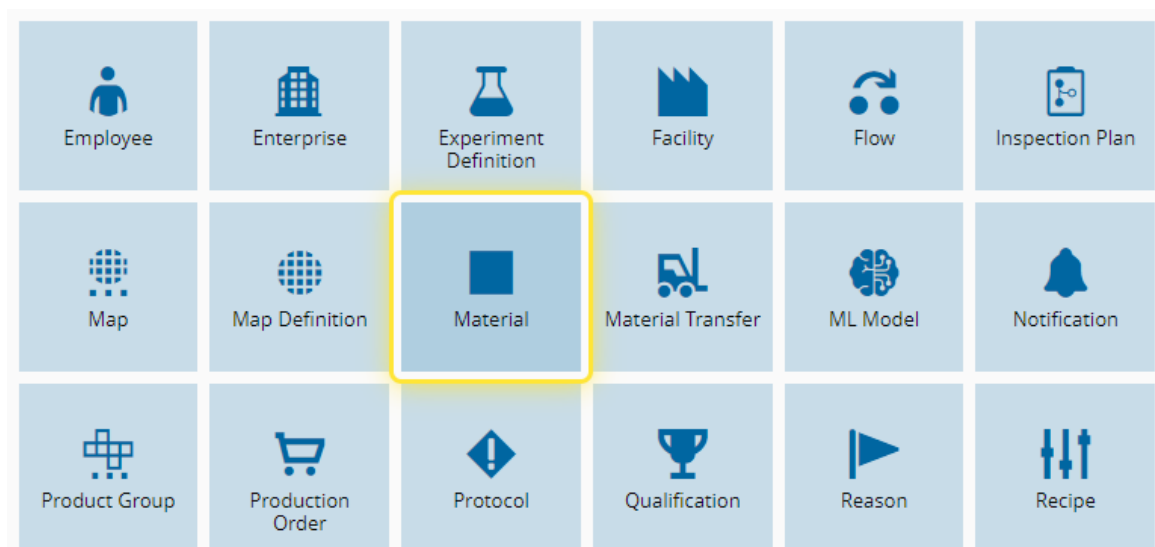
The contents of this document are under copyright of Critical Manufacturing S.A. it is released on condition that it shall not be copied in whole, in part or otherwise reproduced (whether by photographic, or any other method) and the contents therefore shall not be divulged to any person other than that of the addressee (save to other authorized offices of his organization having need to know such contents, for the purpose for which disclosure is made) without prior written consent of submitting company.

How to: Compose Material

1. Go to the Business Data menu.



2. Select the Material entity.



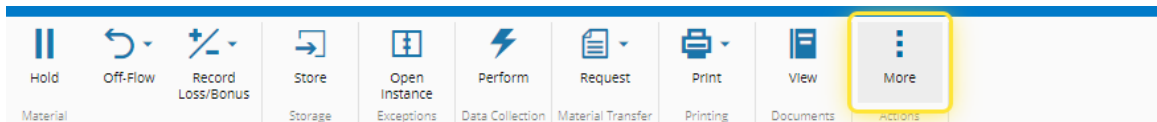
3. Select the desired Material.

Material

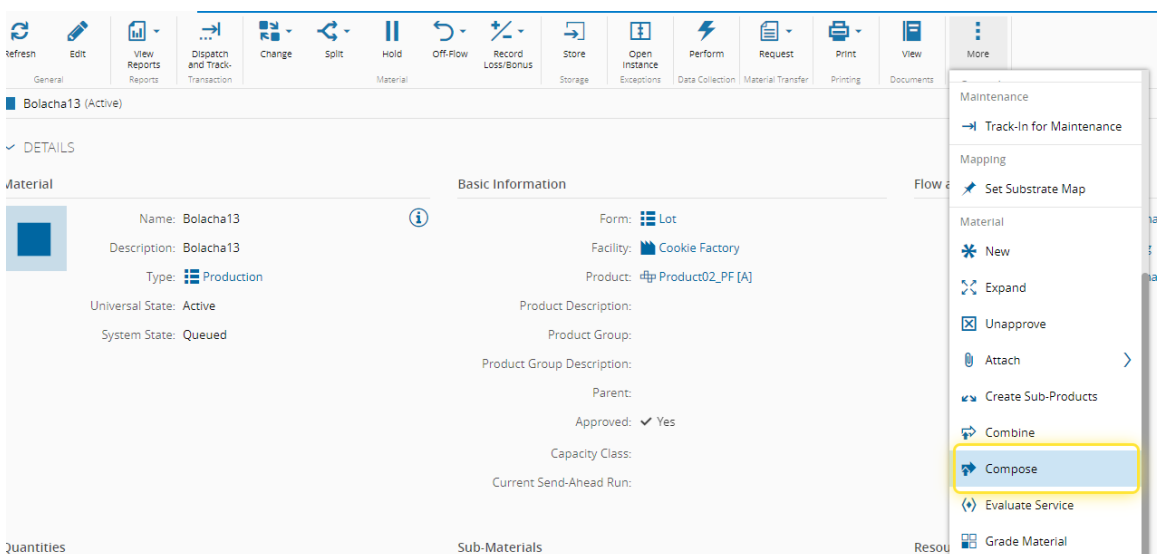
DEFAULT QUERY ▾

NAME	DESCRIPTION
Bolacha03	Bolacha03
Bolacha03.1	Bolacha03.1
Bolacha03.2	Bolacha03.2
Bolacha03.3	Bolacha03.3
Bolacha10	Bolacha10
Bolacha11	Bolacha11
Bolacha12	Bolacha12
Bolacha13	Bolacha13
Bolacha14	Bolacha14
Bolacha15	Bolacha15
Bolacha16	Bolacha16
Bolacha17	Bolacha17
Bolacha18	Bolacha18
Bolacha19	Bolacha19
Bolacha20	Bolacha20

4. Select the More button.



5. Select the Compose option.



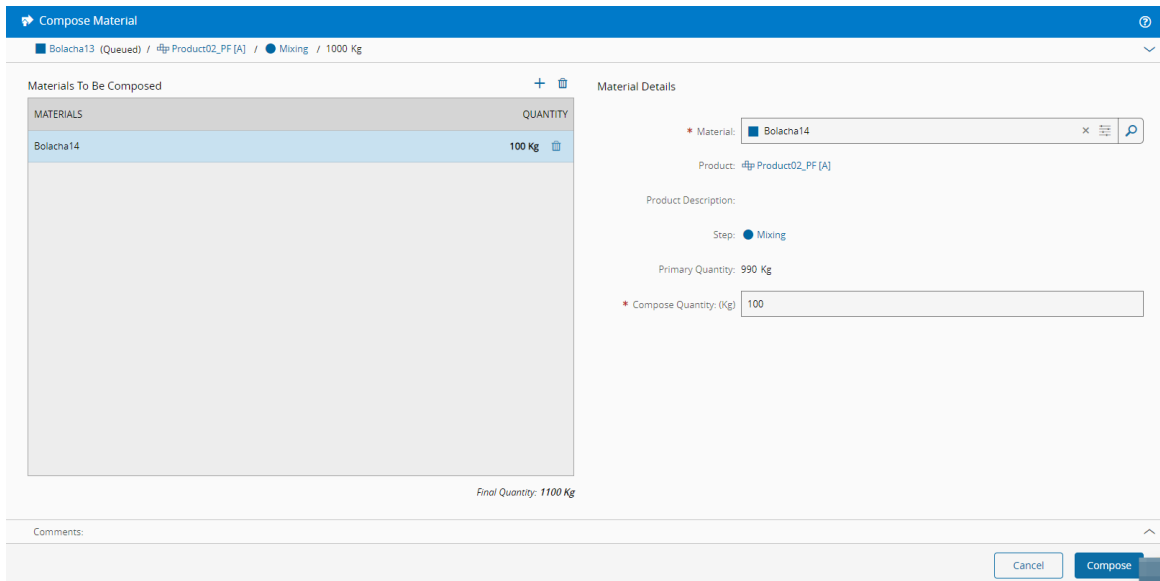
The image shows the software interface for 'Bolacha13 (Active)'. The 'DETAILS' section is expanded to show 'Basic Information' for the material. The details include:

- Name: Bolacha13
- Description: Bolacha13
- Type: Production
- Universal State: Active
- System State: Queued
- Form: Lot
- Facility: Cookie Factory
- Product: Product02_PF [A]
- Product Description:
- Product Group:
- Product Group Description:
- Parent:
- Approved: Yes
- Capacity Class:
- Current Send-Ahead Run:

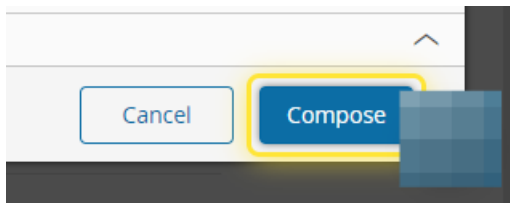
A dropdown menu is open from the 'More' button in the toolbar. The menu items are: Maintenance, Track-In for Maintenance, Mapping, Set Substrate Map, Material, New, Expand, Unapprove, Attach, Create Sub-Products, **Compose** (highlighted with a yellow box), Evaluate Service, and Grade Material.

6. Under the Compose Material wizard add the desired Materials and respective quantities to be Composed unto the Material chosen in the third step.

For more information, see [Compose Material - Critical Manufacturing Documentation Portal](#)



7. Select the Compose button to apply.





Legal Information

Disclaimer

The information contained in this document represents the current view of Critical Manufacturing on the issues discussed as of the date of publication. Because Critical Manufacturing must respond to changing market conditions, it should not be interpreted to be a commitment on the part of Critical Manufacturing, and Critical Manufacturing cannot guarantee the accuracy of any information presented after the date of publication. This document is for informational purposes only.

Critical Manufacturing makes no warranties, express, implied or statutory, as to the information herein contained.

Confidentiality Notice

All materials and information included herein are being provided by Critical Manufacturing to its Customer solely for Customer internal use for its business purposes. Critical Manufacturing retains all rights, titles, interests in and copyrights to the materials and information herein. The materials and information contained herein constitute confidential information of Critical Manufacturing and the Customer must not disclose or transfer by any means any of these materials or information, whether total or partial, to any third party without the prior explicit consent by Critical Manufacturing.

Copyright Information

All title and copyrights in and to the Software (including but not limited to any source code, binaries, designs, specifications, models, documents, layouts, images, photographs, animations, video, audio, music, text incorporated into the Software), the accompanying printed materials, and any copies of the Software, and any trademarks or service marks of Critical Manufacturing are owned by Critical Manufacturing unless explicitly stated otherwise. All title and intellectual property rights in and to the content that may be accessed through use of the Software is the property of the respective content owner and is protected by applicable copyright or other intellectual property laws and treaties.

Trademark Information

Critical Manufacturing is a registered trademark of Critical Manufacturing.

All other trademarks are property of their respective owners.