



**Critical**  
manufacturing  
an ASM PT company

# How to: Manage Product Binning

11.0

March 2026

## DOCUMENT ACCESS

Public

## DISCLAIMER

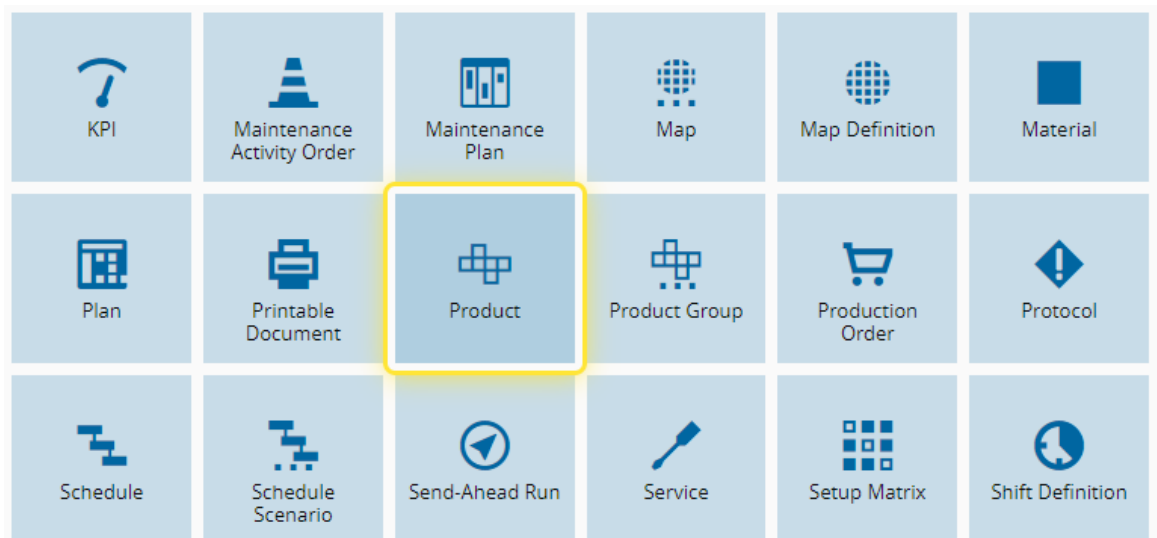
The contents of this document are under copyright of Critical Manufacturing S.A. it is released on condition that it shall not be copied in whole, in part or otherwise reproduced (whether by photographic, or any other method) and the contents therefore shall not be divulged to any person other than that of the addressee (save to other authorized offices of his organization having need to know such contents, for the purpose for which disclosure is made) without prior written consent of submitting company.

## How to: Manage Product Binning

1. Go to the Business Data menu.



2. Select the Product button.



3. Select the desired Product.

Product

DEFAULT QUERY ▾

NAME	DESCRIPTION
Maria [A]	Maria Cookies
Milka [A]	Milka
MOSRM8HL [A]	MOSRM8HQ Product
MOSRM8HP [A]	MOSRM8HQ Product
MOSRM8HQ [A]	MOSRM8HQ Product
MOSRM8HR [A]	MOSRM8HQ Product
MOSRM8HU [A]	MOSRM8HQ Product
Oreos [A]	Oreos Cookies
Pallet [A]	
Product 05 [A]	
Product Char [A]	
Product01_PF [A]	
Product02_PF [A]	
Product03_PF [A]	
Product04_PF [A]	

#### 4. Select the Binning section.

**Information**

Default Start Flow Path: [BolachasFlow01PF \[A\] > Mixing](#)

Product Type: Part

Product Group:

Product Group Description:

Default Units: Kg

Default Material Type: Production

Default Material Form: Cookie

Default BOM:

Substrate Map:

Maturity:

Capacity Class:

Moisture Sensitivity Level:

Floor Life:

Enabled:  Yes

Blocked:  No

Discrete:  No

**Documentation**

CAD Type:

CAD File:

CAD Content Type:

Panel Type:

BOM File:

**DETAILS**

PARAMETERS

CHARACTERISTICS AND RULES

REPAIR POLICY

SUB-PRODUCTS

**BINNING**

PRODUCT MANUFACTURERS

MATERIAL LOGISTICS

TRANSFER INFORMATION

MAINTENANCE MANAGEMENT

SAFETY INFORMATION

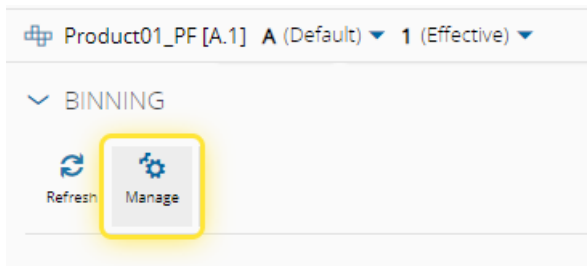
COSTING

PLANNING

SCHEDULING

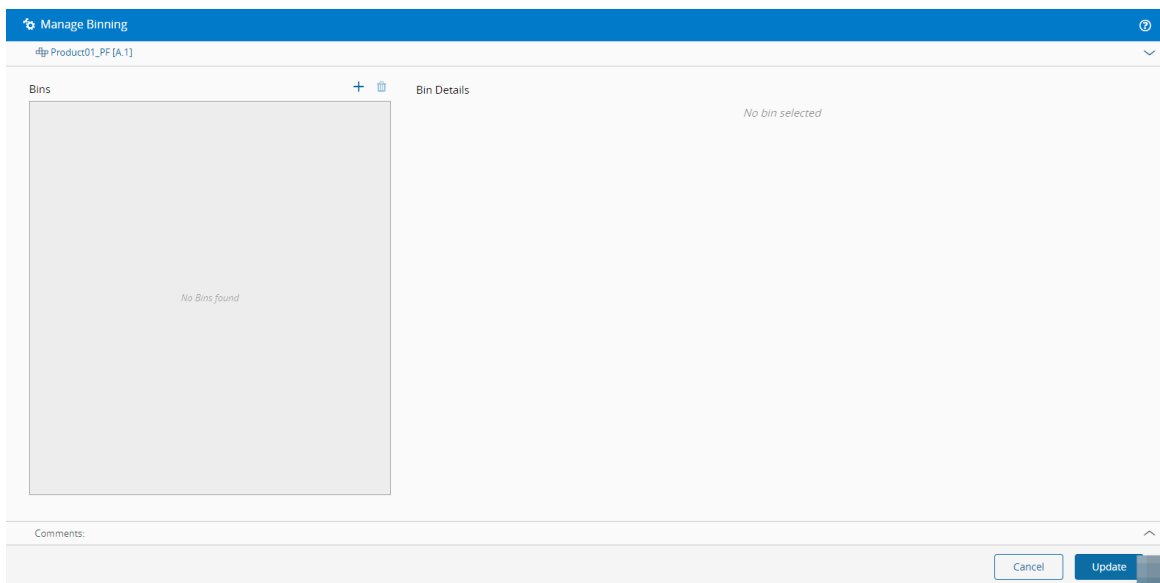
ATTACHMENTS

5. Select the Manage button.

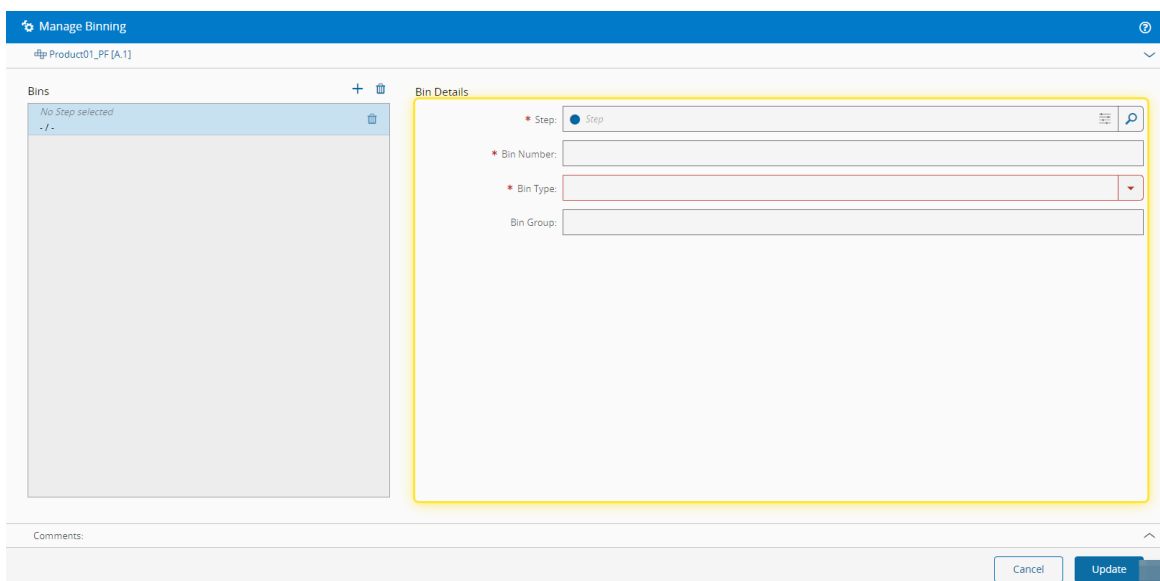


6. Under the Manage Binning wizard you can Add or Remove Bins.

For more information, see [Manage Binning Tree - Critical Manufacturing Documentation Portal](#)



7. Under Bin Details feel the required fields.



8. Select the Update button when finished.





# Legal Information

## **Disclaimer**

The information contained in this document represents the current view of Critical Manufacturing on the issues discussed as of the date of publication. Because Critical Manufacturing must respond to changing market conditions, it should not be interpreted to be a commitment on the part of Critical Manufacturing, and Critical Manufacturing cannot guarantee the accuracy of any information presented after the date of publication. This document is for informational purposes only.

Critical Manufacturing makes no warranties, express, implied or statutory, as to the information herein contained.

## **Confidentiality Notice**

All materials and information included herein are being provided by Critical Manufacturing to its Customer solely for Customer internal use for its business purposes. Critical Manufacturing retains all rights, titles, interests in and copyrights to the materials and information herein. The materials and information contained herein constitute confidential information of Critical Manufacturing and the Customer must not disclose or transfer by any means any of these materials or information, whether total or partial, to any third party without the prior explicit consent by Critical Manufacturing.

## **Copyright Information**

All title and copyrights in and to the Software (including but not limited to any source code, binaries, designs, specifications, models, documents, layouts, images, photographs, animations, video, audio, music, text incorporated into the Software), the accompanying printed materials, and any copies of the Software, and any trademarks or service marks of Critical Manufacturing are owned by Critical Manufacturing unless explicitly stated otherwise. All title and intellectual property rights in and to the content that may be accessed through use of the Software is the property of the respective content owner and is protected by applicable copyright or other intellectual property laws and treaties.

## **Trademark Information**

Critical Manufacturing is a registered trademark of Critical Manufacturing.

All other trademarks are property of their respective owners.