



Critical
manufacturing
an ASM PT company

How to: Add a Storage Service to a Step

11.0

March 2026

DOCUMENT ACCESS

Public

DISCLAIMER

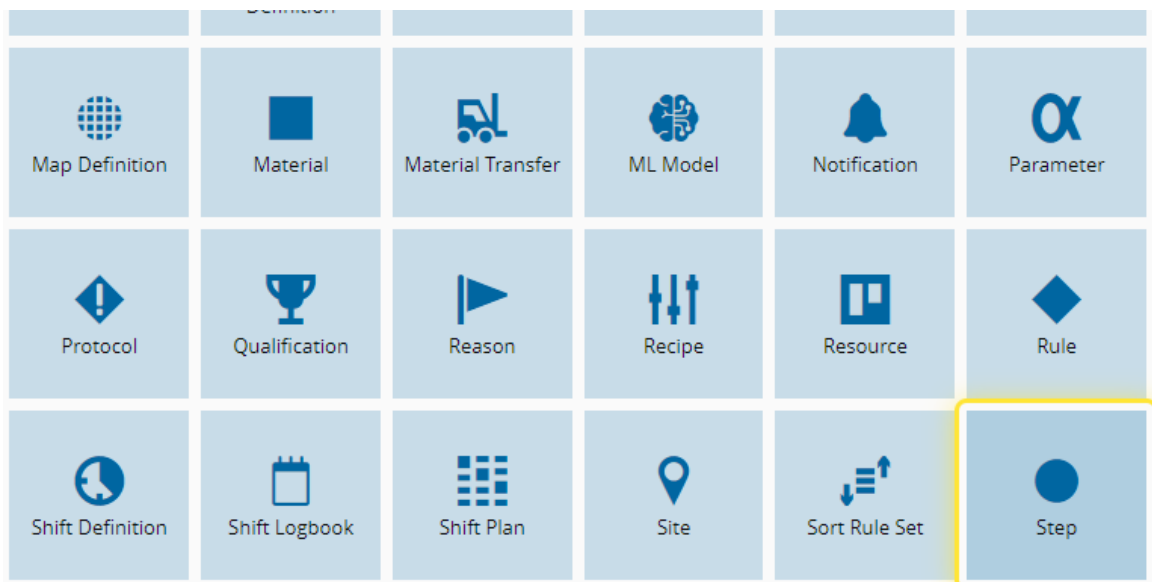
The contents of this document are under copyright of Critical Manufacturing S.A. it is released on condition that it shall not be copied in whole, in part or otherwise reproduced (whether by photographic, or any other method) and the contents therefore shall not be divulged to any person other than that of the addressee (save to other authorized offices of his organization having need to know such contents, for the purpose for which disclosure is made) without prior written consent of submitting company.

How to: Add a Storage Service to a Step

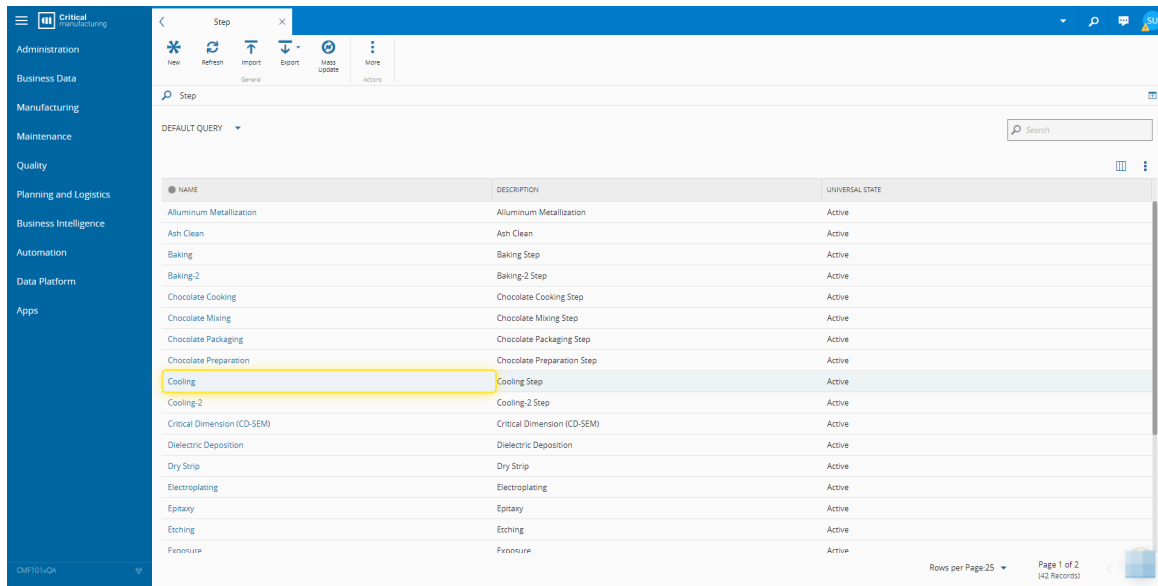
1. Go to the Business Data menu.



2. Select the Step entity.



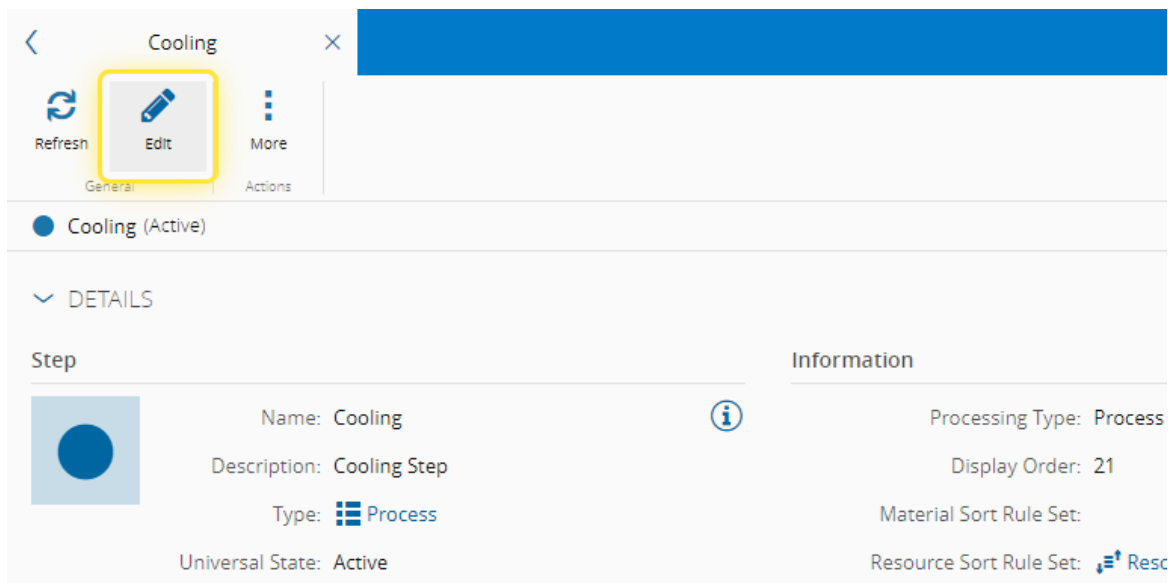
3. Select the Service that you want to use.



NAME	DESCRIPTION	UNIVERSAL STATE
Aluminum Metallization	Aluminum Metallization	Active
Ash Clean	Ash Clean	Active
Baking	Baking Step	Active
Baking-2	Baking-2 Step	Active
Chocolate Cooking	Chocolate Cooking Step	Active
Chocolate Mixing	Chocolate Mixing Step	Active
Chocolate Packaging	Chocolate Packaging Step	Active
Chocolate Preparation	Chocolate Preparation Step	Active
Cooling	Cooling Step	Active
Cooling-2	Cooling-2 Step	Active
Critical Dimension (CD-SEM)	Critical Dimension (CD-SEM)	Active
Dielectric Deposition	Dielectric Deposition	Active
Dry Strip	Dry Strip	Active
Electroplating	Electroplating	Active
Epitaxy	Epitaxy	Active
Etching	Etching	Active
Fabricure	Fabricure	Active

4. Select the Edit button.

For more information, see [Edit Step - Critical Manufacturing Documentation Portal](#)






Cooling

Refresh Edit More

General Actions

Cooling (Active)

DETAILS

Step	Information
 <p>Name: Cooling</p> <p>Description: Cooling Step</p> <p>Type:  Process</p> <p>Universal State: Active</p>	<p>Processing Type: Process</p> <p>Display Order: 21</p> <p>Material Sort Rule Set:</p> <p>Resource Sort Rule Set:  Resc</p>

5. Complete the necessary Storage fields and select Save.

Storage information can be entered when editing or creating a Step. For more information, see [Create Step - Critical Manufacturing Documentation Portal](#)

The screenshot displays the 'Edit Step' configuration window for a 'Cooling' step. The window is titled 'Edit Step' and contains the following settings:

- Enable Step Certification Requirements:
- Enable Time Constraints:
- Require Instruments at Track-In:
- Disassociate Instruments at Track-Out:
- Calculate Pass Yield:
- Use Container Restrictions:
- Split Checklist Mode:
- Require Map Loss Classifications:
- Default Future Logistic Action Execution Mode:
- Print Material Labels Automatically:
- Storage:
 - Queued Storage Service:
 - Processed Storage Service:
- Comments:

At the bottom right, there are 'Cancel' and 'Save' buttons. The status bar at the bottom of the window shows 'Disassociate Instruments at: X No'.



Legal Information

Disclaimer

The information contained in this document represents the current view of Critical Manufacturing on the issues discussed as of the date of publication. Because Critical Manufacturing must respond to changing market conditions, it should not be interpreted to be a commitment on the part of Critical Manufacturing, and Critical Manufacturing cannot guarantee the accuracy of any information presented after the date of publication. This document is for informational purposes only.

Critical Manufacturing makes no warranties, express, implied or statutory, as to the information herein contained.

Confidentiality Notice

All materials and information included herein are being provided by Critical Manufacturing to its Customer solely for Customer internal use for its business purposes. Critical Manufacturing retains all rights, titles, interests in and copyrights to the materials and information herein. The materials and information contained herein constitute confidential information of Critical Manufacturing and the Customer must not disclose or transfer by any means any of these materials or information, whether total or partial, to any third party without the prior explicit consent by Critical Manufacturing.

Copyright Information

All title and copyrights in and to the Software (including but not limited to any source code, binaries, designs, specifications, models, documents, layouts, images, photographs, animations, video, audio, music, text incorporated into the Software), the accompanying printed materials, and any copies of the Software, and any trademarks or service marks of Critical Manufacturing are owned by Critical Manufacturing unless explicitly stated otherwise. All title and intellectual property rights in and to the content that may be accessed through use of the Software is the property of the respective content owner and is protected by applicable copyright or other intellectual property laws and treaties.

Trademark Information

Critical Manufacturing is a registered trademark of Critical Manufacturing.

All other trademarks are property of their respective owners.