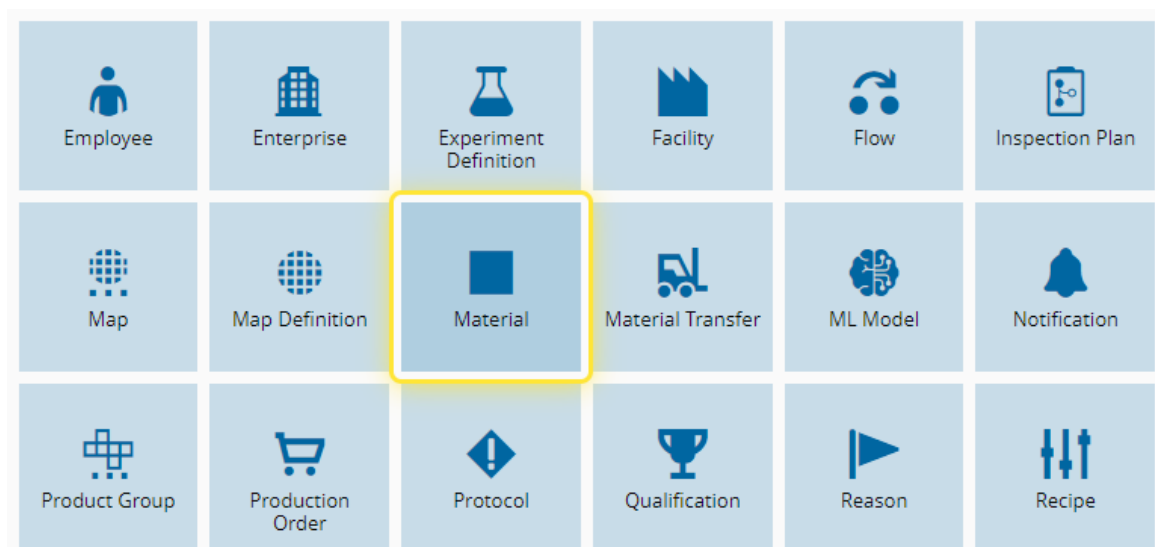


How to: Release a Material

1. Go to the Business Data menu.



2. Select the Material entity.



3. Select the desired Material.

Material

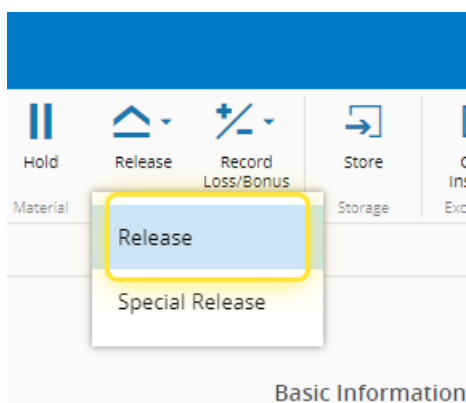
DEFAULT QUERY ▾

NAME	DESCRIPTION
Bolacha03	Bolacha03
Bolacha03.1	Bolacha03.1
Bolacha03.2	Bolacha03.2
Bolacha03.3	Bolacha03.3
Bolacha10	Bolacha10
Bolacha11	Bolacha11
Bolacha12	Bolacha12
Bolacha13	Bolacha13
Bolacha14	Bolacha14
Bolacha15	Bolacha15
Bolacha16	Bolacha16
Bolacha17	Bolacha17
Bolacha18	Bolacha18
Bolacha19	Bolacha19
Bolacha20	Bolacha20

4. Select the Release button.

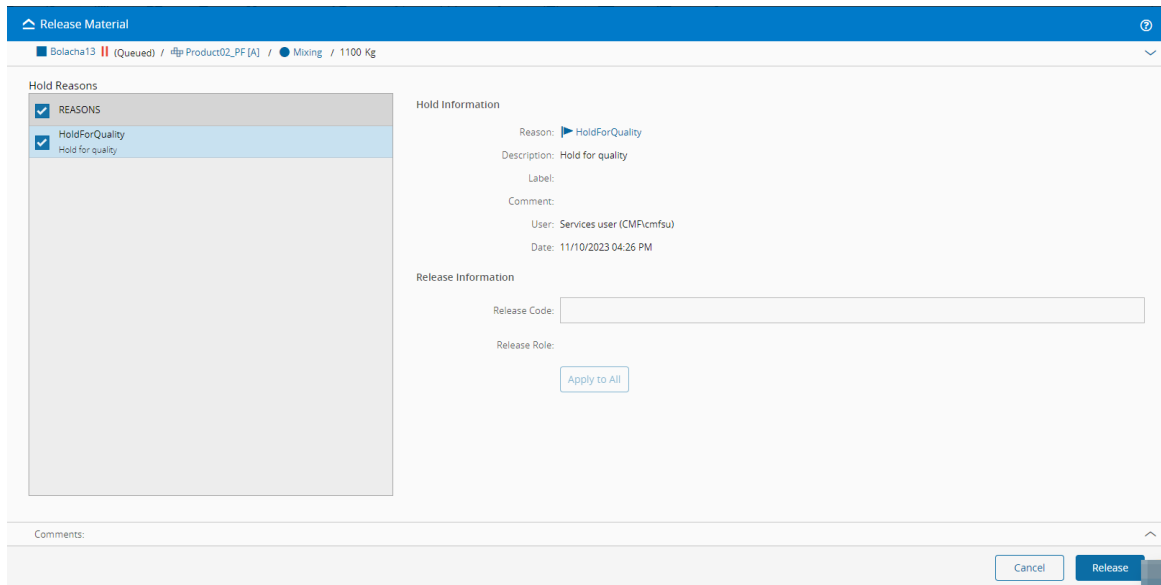


5. Select the Release option.



6. Under the Release Material wizard select the hold reason to Release.

For more information, see [Release Material - Critical Manufacturing Documentation Portal](#)



7. Select the Release button.

