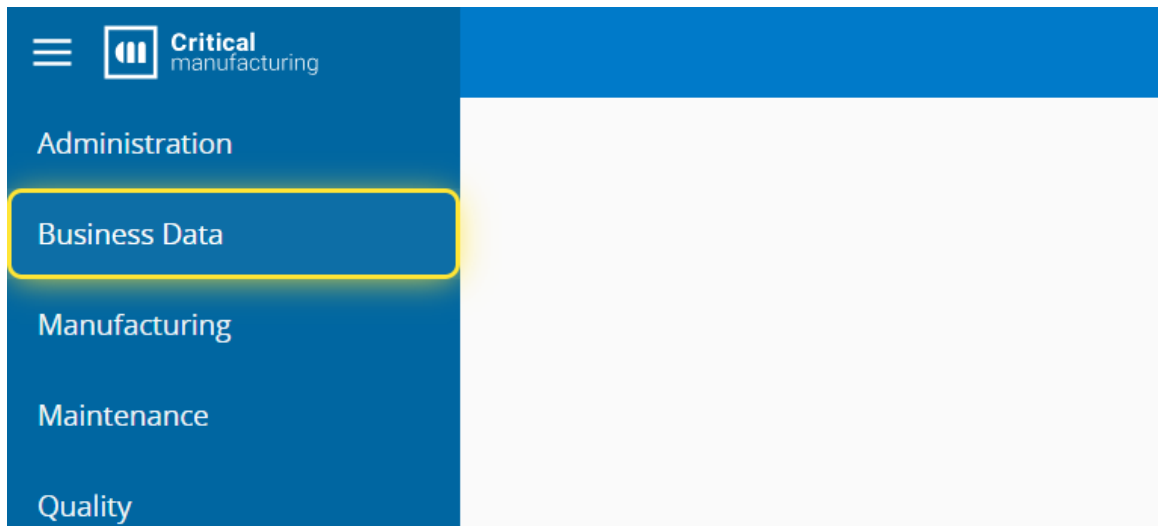
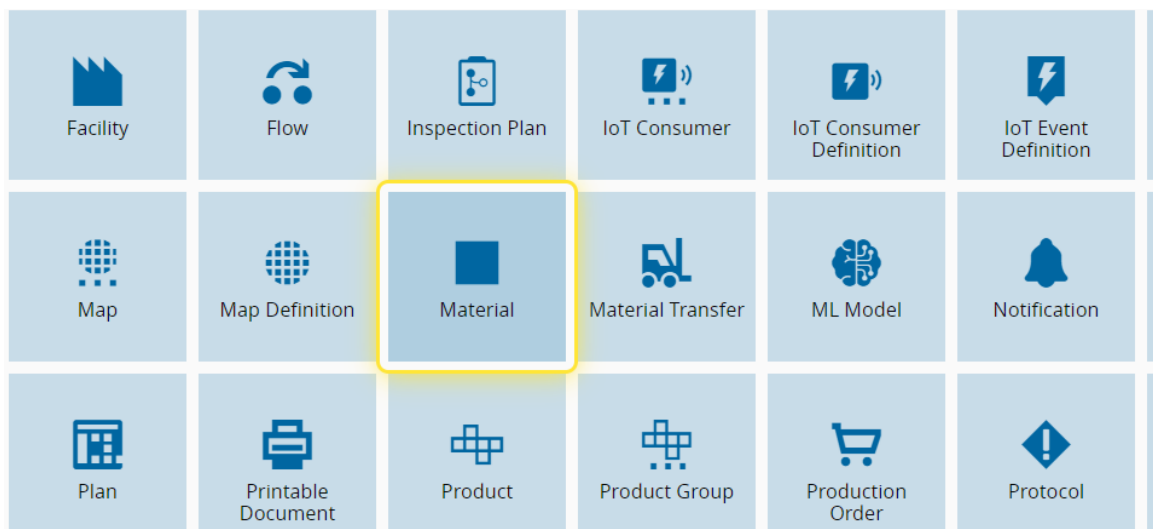


How to: Replace an Assembled Material

1. Go to the Business Data menu.



2. Select the Material entity.



3. Select your desired Material.

Material

DEFAULT QUERY ▾

NAME	DESCRIPTION	UNIVERSAL STATE
MAT_CHK01	MAT_CHK01	Active
MAT_CHK02	MAT_CHK02	Active
MAT_CHK03	MAT_CHK03	Active
MAT_CHK04	MAT_CHK04	Active
Milka-01	Milka-01	Active
Milka-02	Milka-02	Active
Milka-03	Milka-03	Active
Milka-04	Milka-04	Active

4. Select the Assemble button.

MAT_CHK01

Refresh Edit Perform Perform View Reports Abort Change Merge Split Hold Assemble

General Perform Reports Undo Material

MAT_CHK01 (Active)

DETAILS

Material Basic Information

Name: MAT_CHK01 Form:
Description: MAT_CHK01 Facility:
Type: Production Product:

5. Select the Replace Assembled option.

MAT_CHK01

Refresh Edit Perform Perform View Reports Abort Change Merge Split Hold Assemble Record Loss/Bonus Process More

General Perform Reports Undo Material Actions

MAT_CHK01 (Active)

DETAILS

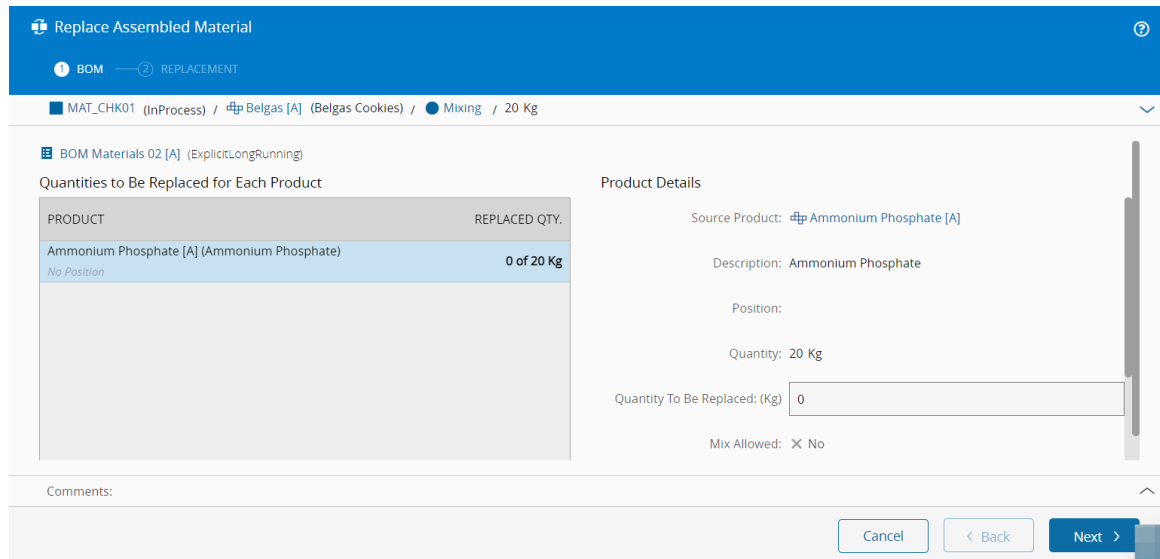
Material Basic Information

Name: MAT_CHK01 Form: Lot
Description: MAT_CHK01 Facility: Cookie Factory
Type: Production Product: Belgas [A]
Universal State: Active Product Description: Belgas Cookies
System State: In Process Product Group:
Product Group Description:
Parent:

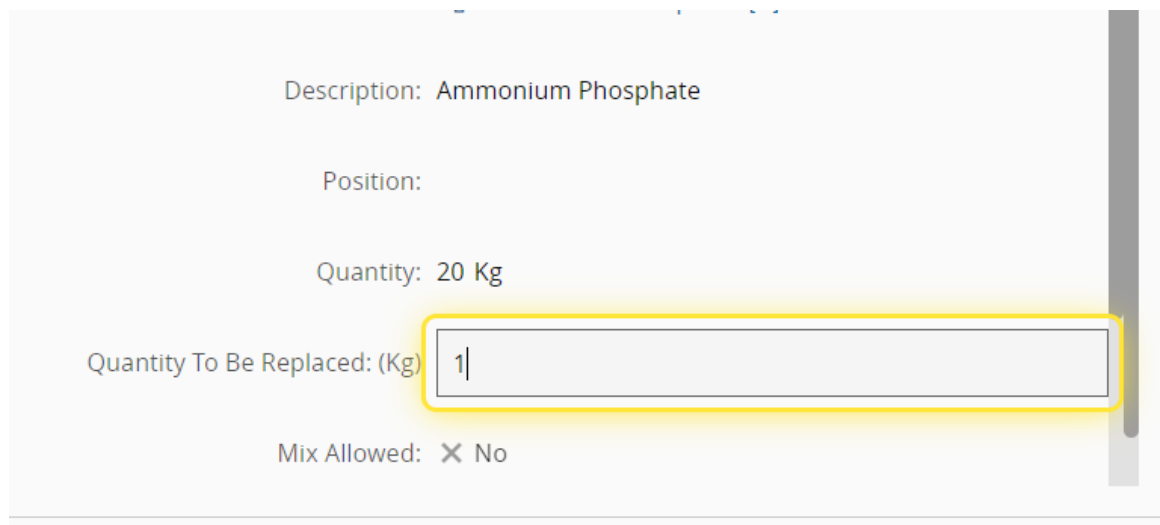
Assemble
Disassemble
Replace Assembled

6. Under the Replace Assembled Material wizard you can manage each sub-product quantity to be replaced.

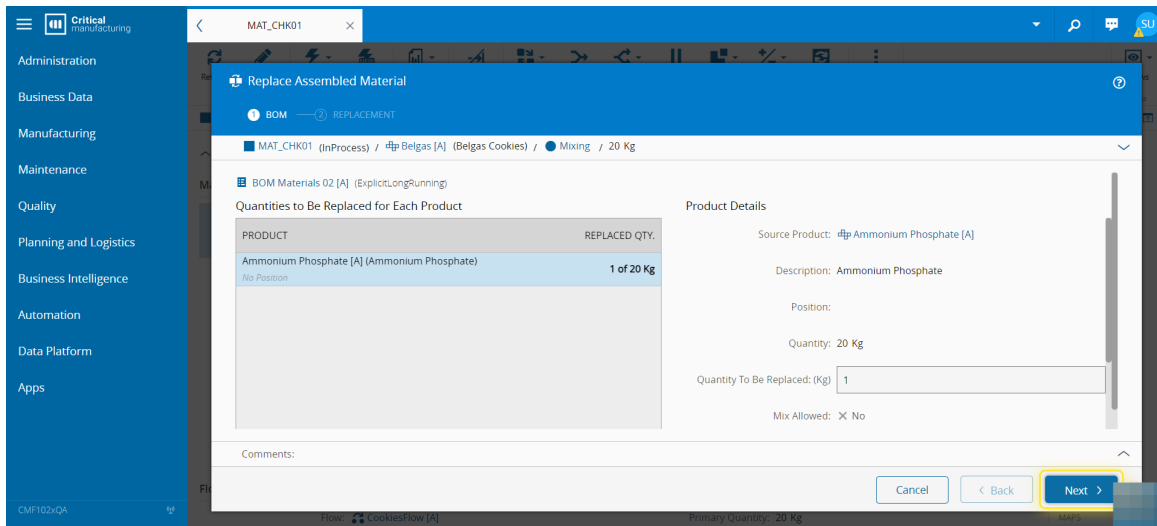
For more information, see [Replace Assembled Material - Critical Manufacturing Documentation Portal](#)



7. Indicate the quantities to be replaced for each sub-product.

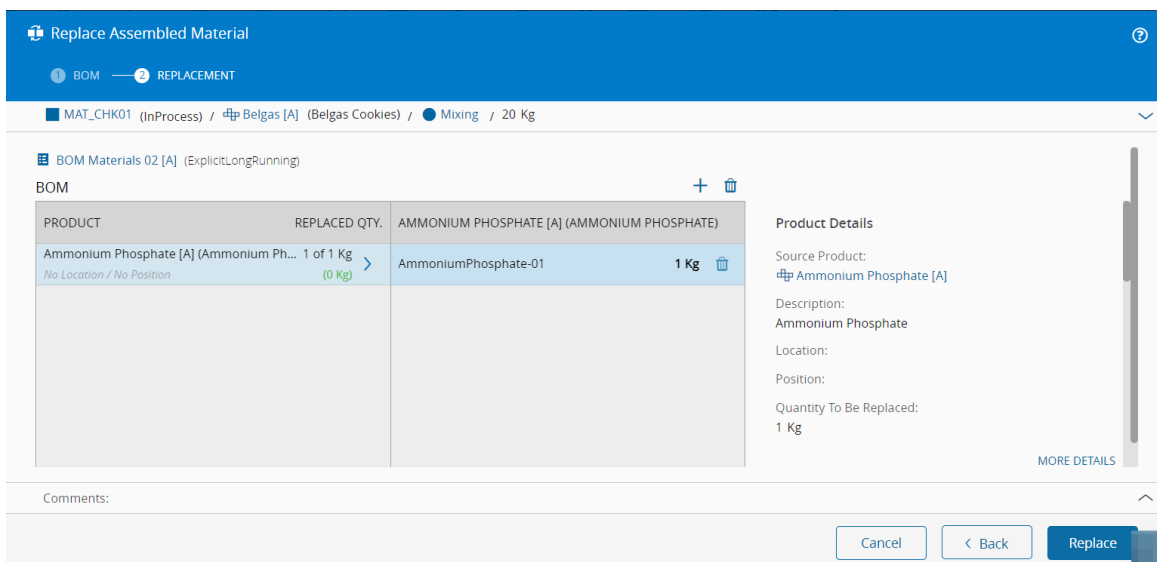


8. Select the Next button.



9. For each sub-product indicate the amount of quantity of each available material to replace.

In some situations, you can indicate a different material that satisfies the conditions of the original material as a replacement.



10. Select the Replace button.

Administration

Business Data

Manufacturing

Maintenance

Quality

Planning and Logistics

Business Intelligence

Automation

Data Platform

Apps

MAT_CHK01
×

Replace Assembled Material
?

BOM
REPLACEMENT

MAT_CHK01 (InProcess) / Belgas [A] (Belgas Cookies) / Mixing / 20 Kg

BOM Materials 02 [A] (ExplicitLongRunning)

PRODUCT	REPLACED QTY.	AMMONIUM PHOSPHATE [A] (AMMONIUM PHOSPHATE)
Ammonium Phosphate [A] (Ammonium Ph... 1 of 1 Kg <small>No Location / No Position</small>)	(0 Kg) >	AmmoniumPhosphate-01 1 Kg

Product Details

Source Product: Ammonium Phosphate [A]

Description: Ammonium Phosphate

Location:

Position:

Quantity To Be Replaced: 1 Kg

MORE DETAILS

Comments:

Cancel
← Back
Replace

Page 5 of 5