

How to: Rework Material

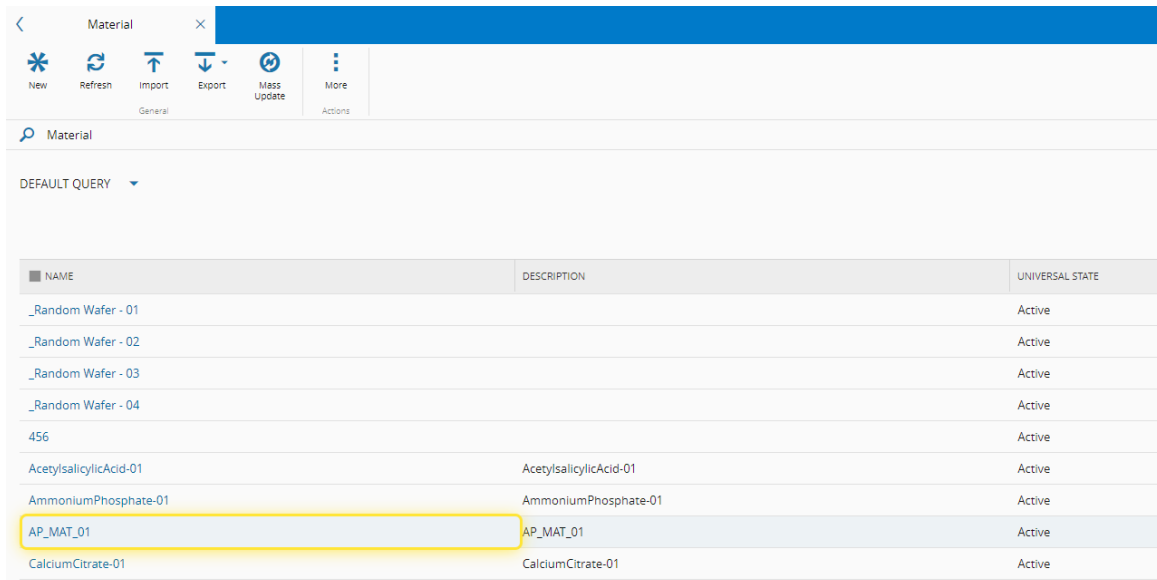
1. Go to the Business Data menu.



2. Select the Material entity.

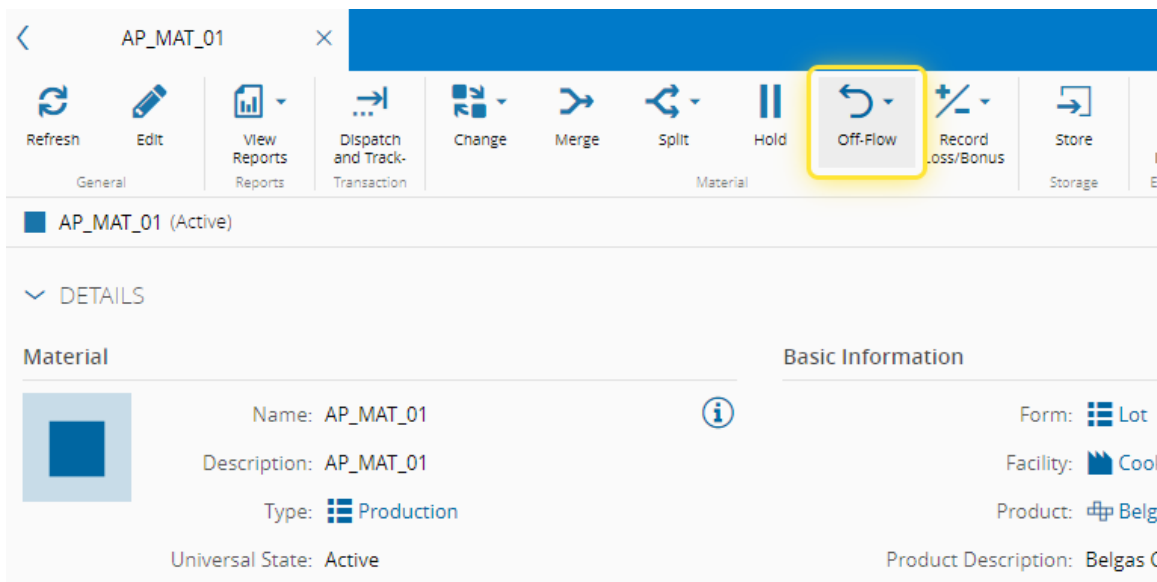


3. Select the Material you want to use.




NAME	DESCRIPTION	UNIVERSAL STATE
_Random Wafer - 01		Active
_Random Wafer - 02		Active
_Random Wafer - 03		Active
_Random Wafer - 04		Active
456		Active
AcetylsalicylicAcid-01	AcetylsalicylicAcid-01	Active
AmmoniumPhosphate-01	AmmoniumPhosphate-01	Active
AP_MAT_01	AP_MAT_01	Active
CalciumCitrate-01	CalciumCitrate-01	Active

4. Select the Off-Flow button.



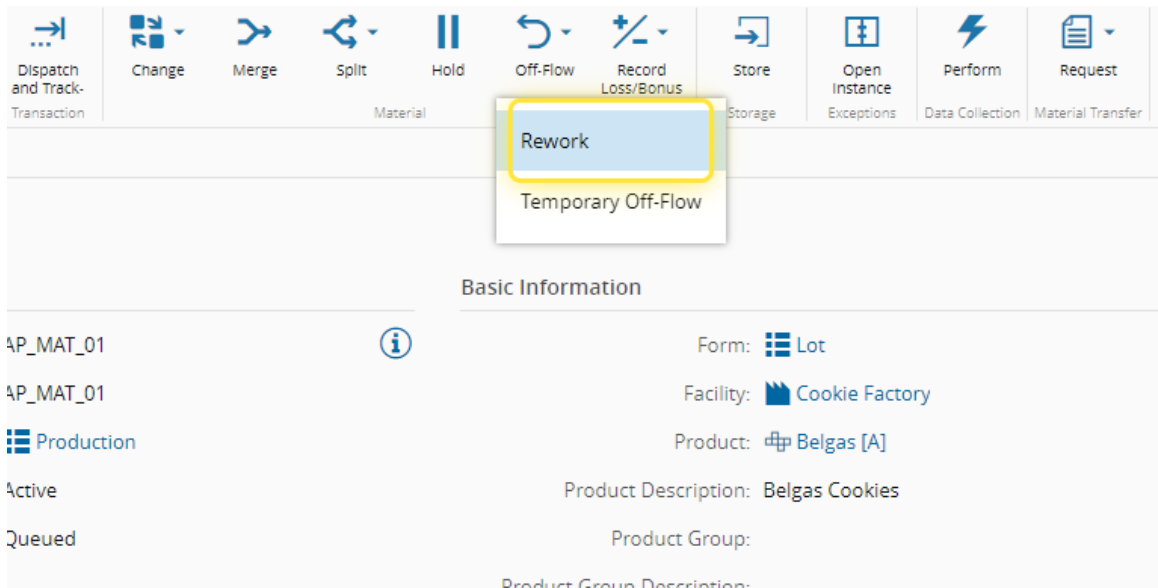
AP_MAT_01 (Active)

DETAILS

Material	Basic Information
 <p>Name: AP_MAT_01</p> <p>Description: AP_MAT_01</p> <p>Type: Production</p> <p>Universal State: Active</p>	<p>Form: Lot</p> <p>Facility: Cook</p> <p>Product: Belga</p> <p>Product Description: Belgas C</p>

5. Select the Rework option.

For more information, see [Rework Material - Critical Manufacturing Documentation Portal](#)



6. Complete the necessary fields and select the Rework button.

