

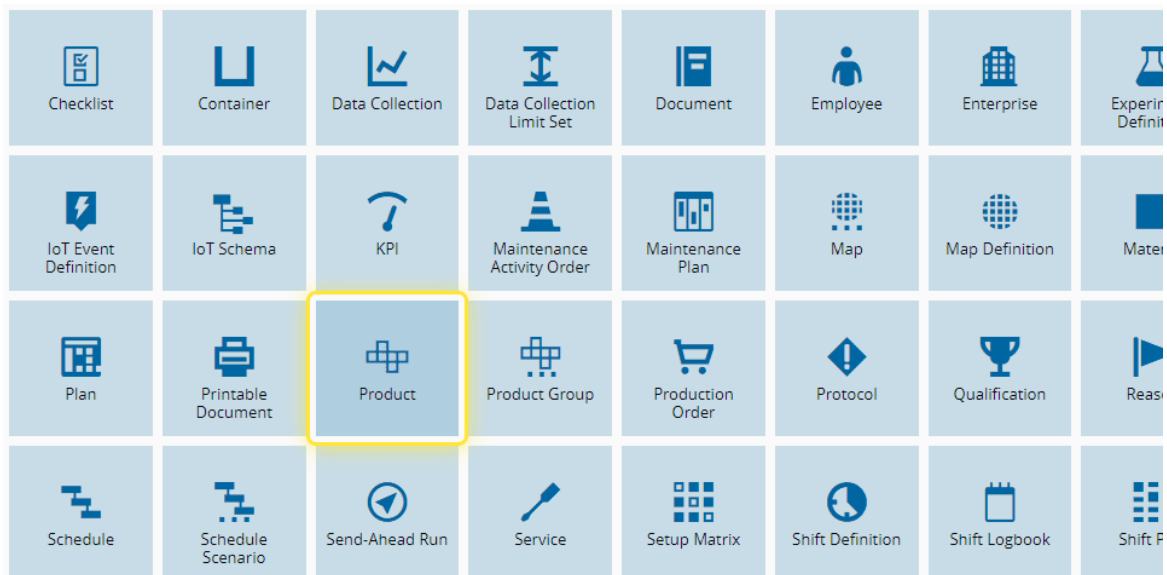
How to: Create a New Version/Revision

1. Go to the Business Data menu.



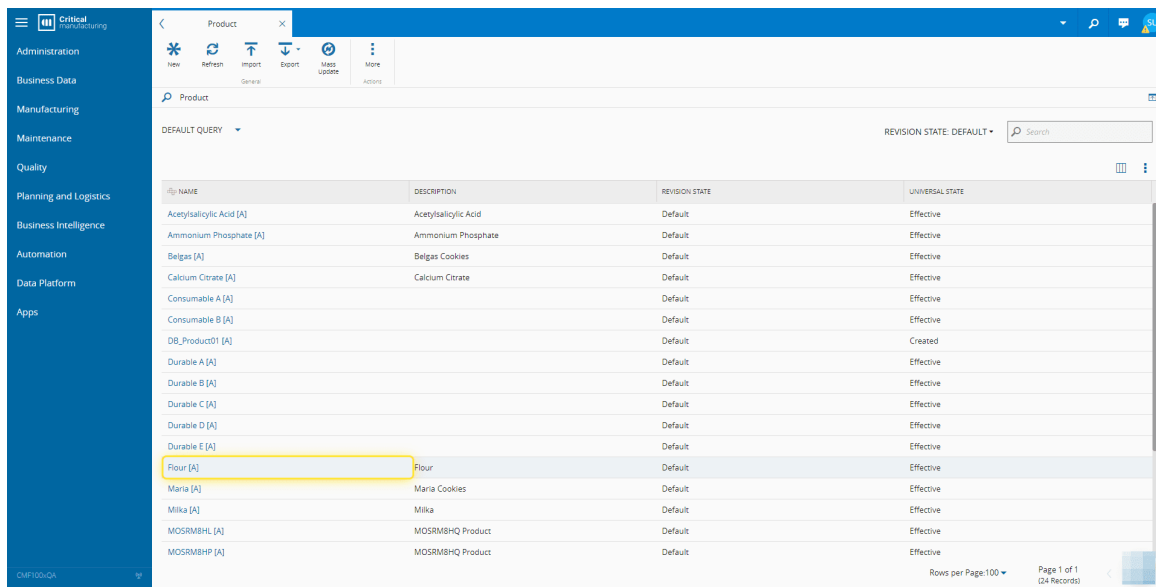
2. Select the entity you need.

(Product for this example)



3. Select the Product you need.

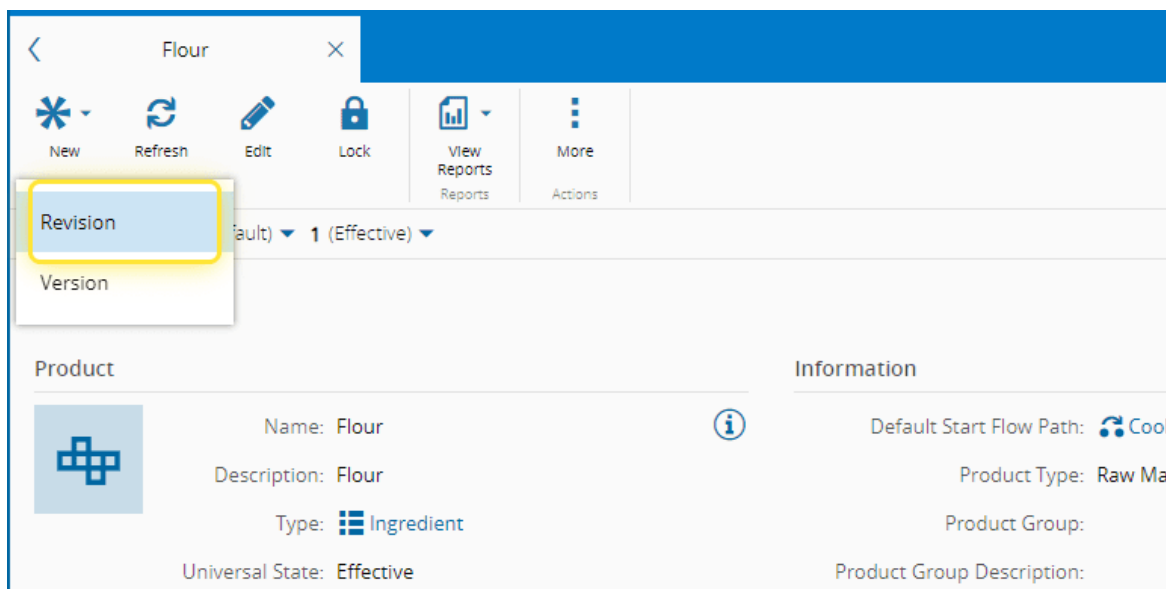
(Flour for this example)



The screenshot shows the 'Product' list in the Critical Manufacturing application. The left sidebar contains navigation links: Administration, Business Data, Manufacturing, Maintenance, Quality, Planning and Logistics, Business Intelligence, Automation, Data Platform, and Apps. The main area displays a table of products with columns: NAME, DESCRIPTION, REVISION STATE, and UNIVERSAL STATE. The 'Flour [A]' row is highlighted with a yellow box.

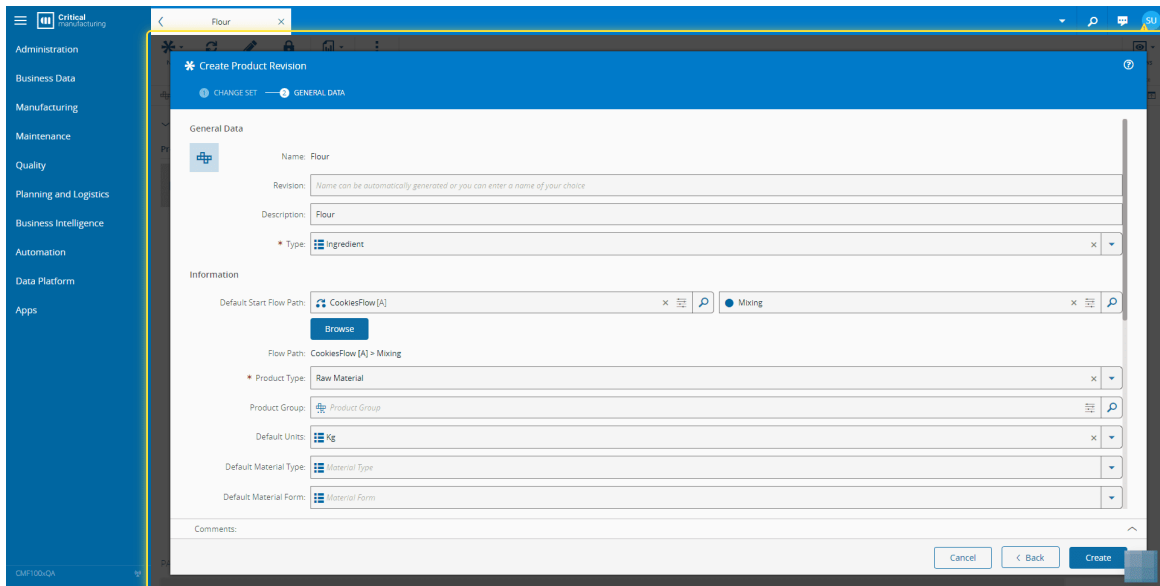
NAME	DESCRIPTION	REVISION STATE	UNIVERSAL STATE
Acetylsalicylic Acid [A]	Acetylsalicylic Acid	Default	Effective
Ammonium Phosphate [A]	Ammonium Phosphate	Default	Effective
Belgas [A]	Belgas Cookies	Default	Effective
Calcium Citrate [A]	Calcium Citrate	Default	Effective
Consumable A [A]		Default	Effective
Consumable B [A]		Default	Effective
DB_Product01 [A]		Default	Created
Durable A [A]		Default	Effective
Durable B [A]		Default	Effective
Durable C [A]		Default	Effective
Durable D [A]		Default	Effective
Durable E [A]		Default	Effective
Flour [A]	Flour	Default	Effective
Maria [A]	Maria Cookies	Default	Effective
Milka [A]	Milka	Default	Effective
MOSRMBHL [A]	MOSRMBHQ Product	Default	Effective
MOSRMBHP [A]	MOSRMBHQ Product	Default	Effective

4. Select New on the top ribbon, followed by Revision in the dropdown.

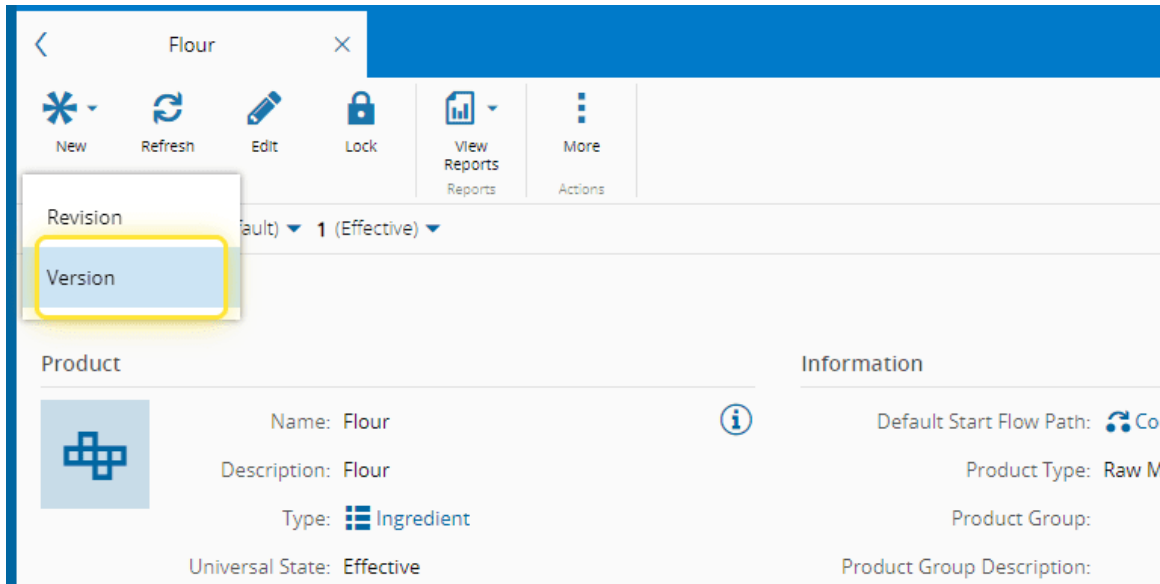


5. After applying the Change Set, enter the necessary General Data followed by Create.

For more information, see [Revisions - Critical Manufacturing Documentation Portal](#) and [Creating a Revision - Critical Manufacturing Documentation Portal](#)



6. Select New on the top ribbon, followed by Version in the dropdown..



7. After applying the Change Set, enter the necessary General Data followed by Create.

For more information, see [Versions - Critical Manufacturing Documentation Portal](#) and [Create Entity Version - Critical Manufacturing Documentation Portal](#)

Flour

Create Product Version

CHANGE SET GENERAL DATA

General Data

Name: Flour

Revision: A

Description: Flour

Type: Ingredient

Information

Default Start Flow Path: CookiesFlow [A] Mixing

Flow Path: CookiesFlow [A] > Mixing

Product Type: Raw Material

Product Group: Product Group

Default Units: Kg

Default Material Type: Material Type

Default Material Form: Material Form

Comments:

Cancel < Back Create