
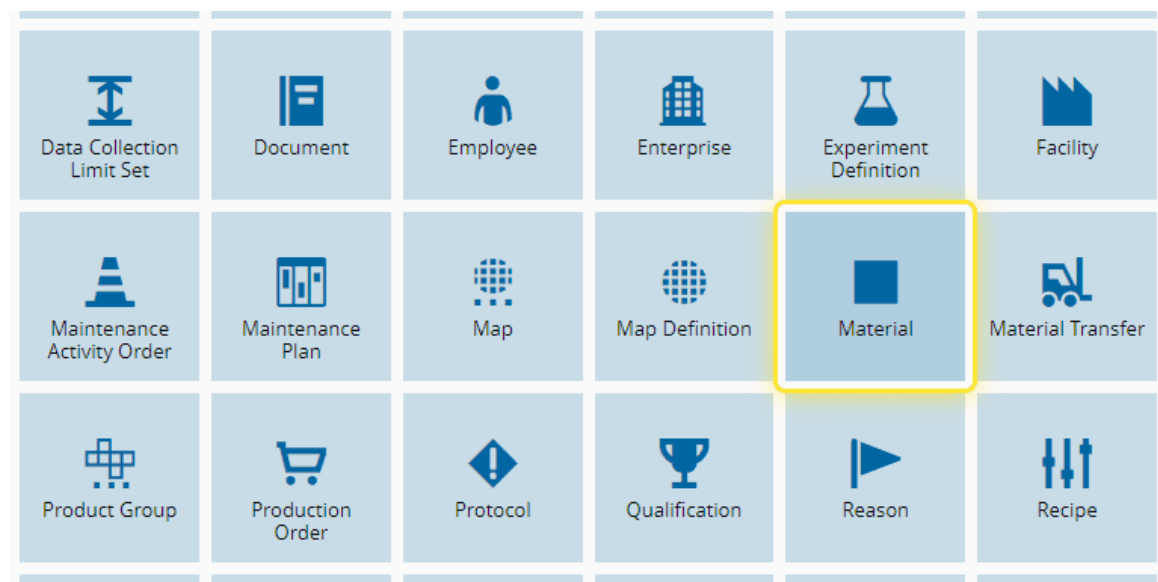


How to: Track-In

1. Go to the Business Data menu.

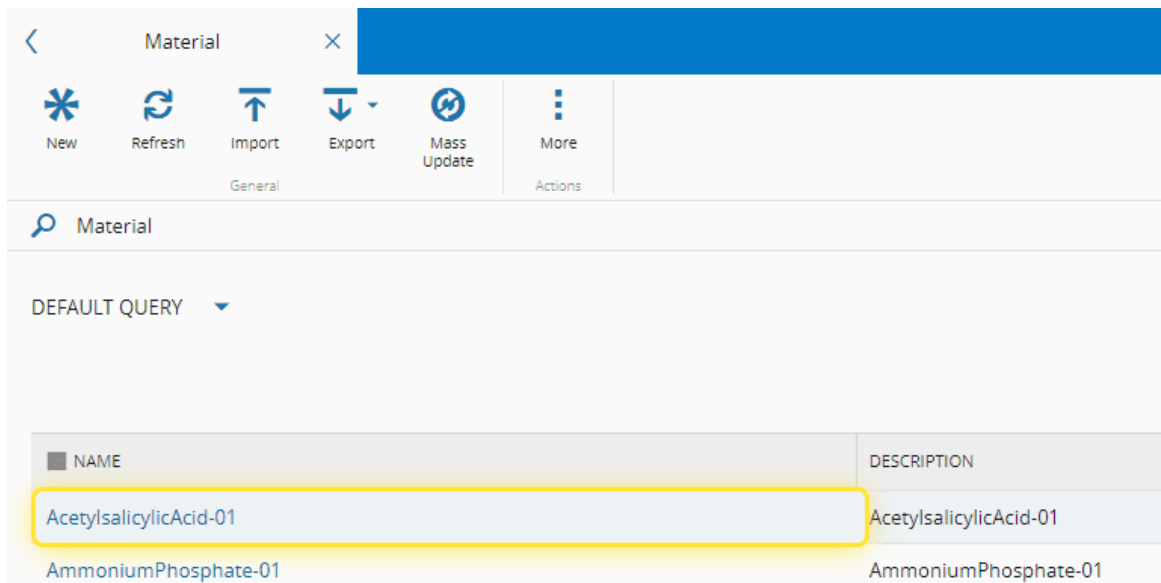


2. Select the Material entity.



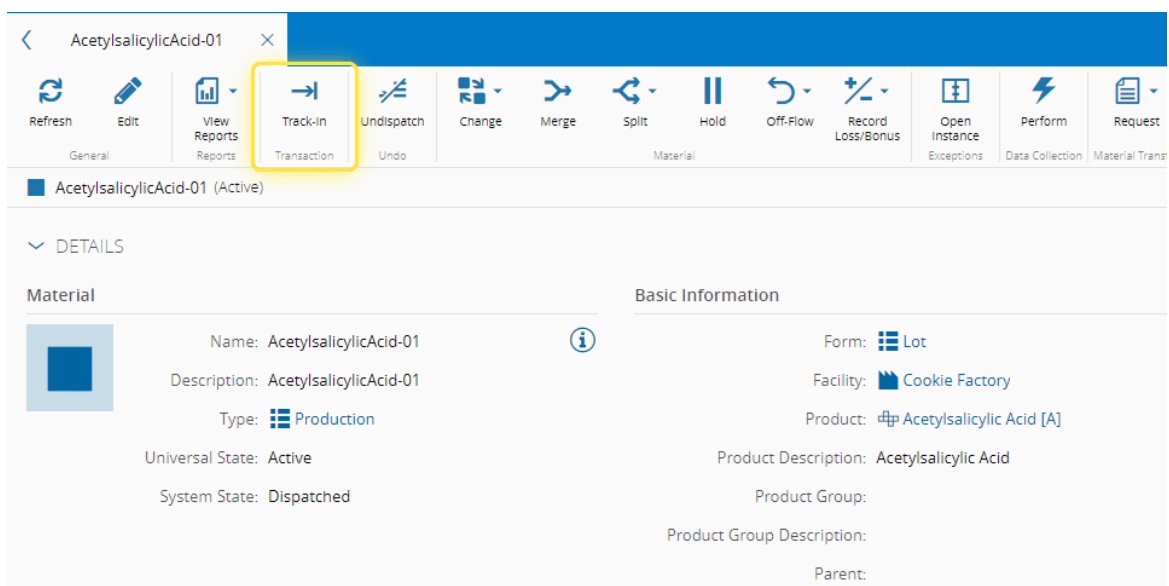
3. Select a Material.

The material selection can be done this way, or through Step or Resource View.



4. Select a the Track-In button.

This option is available in any View, as long as the Material is in the Dispatched state.



5. Select the Track-In button.

Administration

Business Data

Manufacturing

Maintenance

Quality

Planning and Logistics

Business Intelligence

Automation

Data Platform

Apps

AcetylsalicylicAcid-01

Track-In Material

RESOURCE

AcetylsalicylicAcid-01 (Dispatched) / Acetylsalicylic Acid [A] (Acetylsalicylic Acid) / Mixing / 10 Kg

Resource Details

Name: Mixer-01

Description: Mixer-01 Resource

Area: Cookie Manufacturing

Priority: 2

Material(s) Dispatched: 1

Material(s) In Process: 0

Running Mode

Service: Mixing

State: Standby

Resource State

New State: Productive

Comments:

Cancel

Track-In