



**Critical**  
manufacturing  
an ASM PT company

# Executing the Released Plan

## 11.3

April 2026

### DOCUMENT ACCESS

Public

### DISCLAIMER

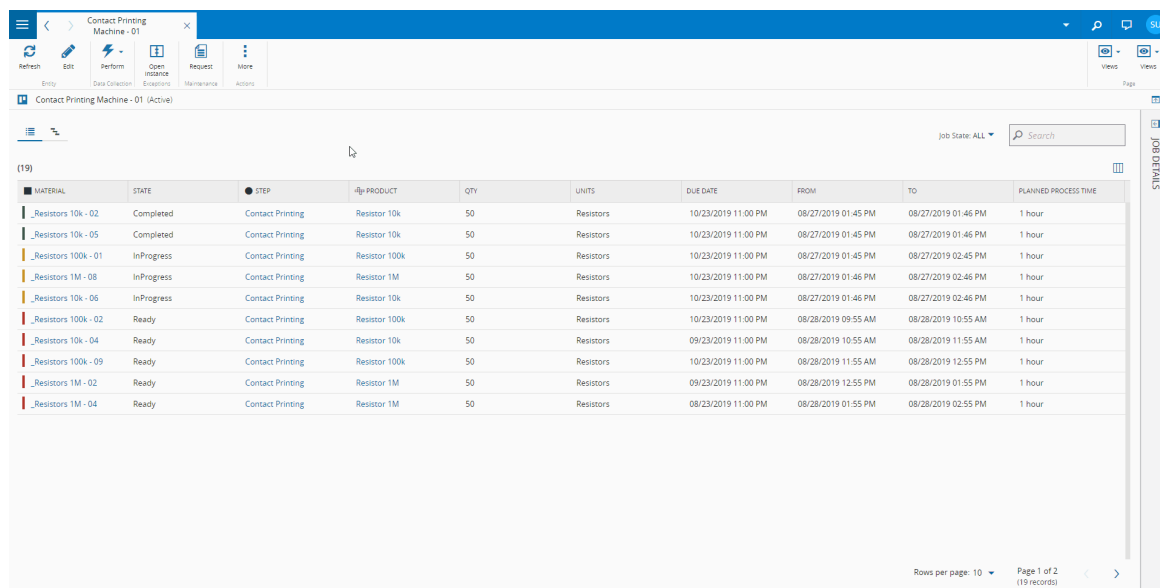
The contents of this document are under copyright of Critical Manufacturing S.A. it is released on condition that it shall not be copied in whole, in part or otherwise reproduced (whether by photographic, or any other method) and the contents therefore shall not be divulged to any person other than that of the addressee (save to other authorized offices of his organization having need to know such contents, for the purpose for which disclosure is made) without prior written consent of submitting company.

**scheduling**

# Executing the Released Plan

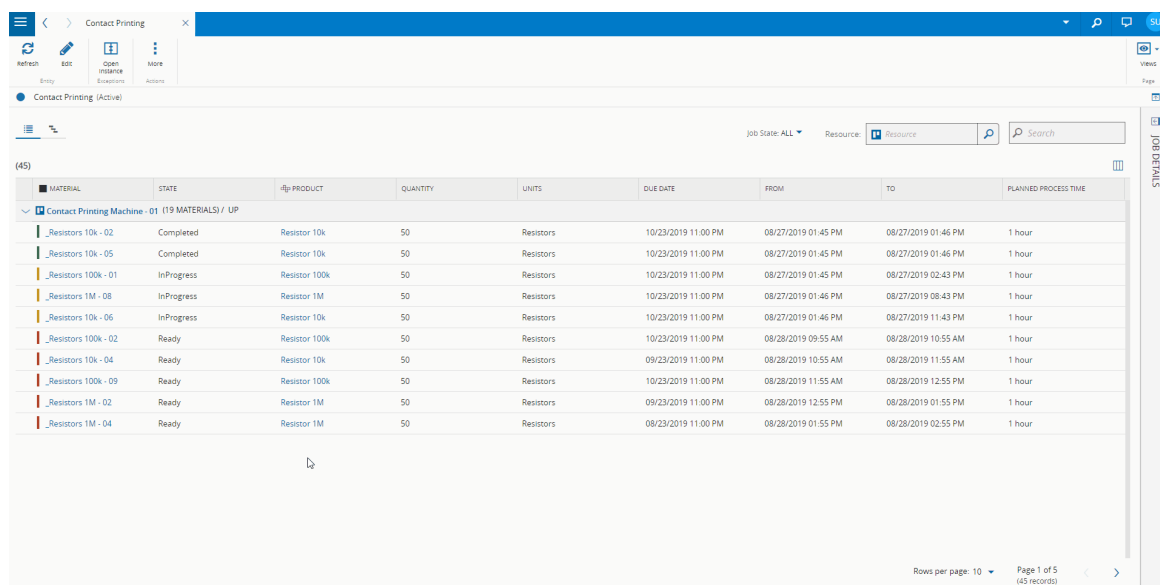
## Overview

As soon as a plan is released within a Schedule, the involved Resources will receive their respective processing lists, shown in the FabExplorer. These lists can be shown either in a tabular view or in a Gantt chart.



MATERIAL	STATE	STEP	PRODUCT	QTY	UNITS	DUE DATE	FROM	TO	PLANNED PROCESS TIME
Resistors 10k - 02	Completed	Contact Printing	Resistor 10k	50	Resistors	10/23/2019 11:00 PM	08/27/2019 01:45 PM	08/27/2019 01:46 PM	1 hour
Resistors 10k - 05	Completed	Contact Printing	Resistor 10k	50	Resistors	10/23/2019 11:00 PM	08/27/2019 01:45 PM	08/27/2019 01:46 PM	1 hour
Resistors 100k - 01	InProgress	Contact Printing	Resistor 100k	50	Resistors	10/23/2019 11:00 PM	08/27/2019 01:45 PM	08/27/2019 02:45 PM	1 hour
Resistors 1M - 08	InProgress	Contact Printing	Resistor 1M	50	Resistors	10/23/2019 11:00 PM	08/27/2019 01:46 PM	08/27/2019 02:46 PM	1 hour
Resistors 10k - 06	InProgress	Contact Printing	Resistor 10k	50	Resistors	10/23/2019 11:00 PM	08/27/2019 01:46 PM	08/27/2019 02:46 PM	1 hour
Resistors 100k - 02	Ready	Contact Printing	Resistor 100k	50	Resistors	10/23/2019 11:00 PM	08/28/2019 09:55 AM	08/28/2019 10:55 AM	1 hour
Resistors 10k - 04	Ready	Contact Printing	Resistor 10k	50	Resistors	09/23/2019 11:00 PM	08/28/2019 10:55 AM	08/28/2019 11:55 AM	1 hour
Resistors 100k - 09	Ready	Contact Printing	Resistor 100k	50	Resistors	10/23/2019 11:00 PM	08/28/2019 11:55 AM	08/28/2019 12:55 PM	1 hour
Resistors 1M - 02	Ready	Contact Printing	Resistor 1M	50	Resistors	09/23/2019 11:00 PM	08/28/2019 12:55 PM	08/28/2019 01:55 PM	1 hour
Resistors 1M - 04	Ready	Contact Printing	Resistor 1M	50	Resistors	08/23/2019 11:00 PM	08/28/2019 01:55 PM	08/28/2019 02:55 PM	1 hour

Similarly, the Step View in the FabExplorer will now show the processing list for the step, either in a tabular view or in a Gantt chart.



MATERIAL	STATE	PRODUCT	QUANTITY	UNITS	DUE DATE	FROM	TO	PLANNED PROCESS TIME
Resistors 10k - 02	Completed	Resistor 10k	50	Resistors	10/23/2019 11:00 PM	08/27/2019 01:45 PM	08/27/2019 01:46 PM	1 hour
Resistors 10k - 05	Completed	Resistor 10k	50	Resistors	10/23/2019 11:00 PM	08/27/2019 01:45 PM	08/27/2019 01:46 PM	1 hour
Resistors 100k - 01	InProgress	Resistor 100k	50	Resistors	10/23/2019 11:00 PM	08/27/2019 01:45 PM	08/27/2019 02:43 PM	1 hour
Resistors 1M - 08	InProgress	Resistor 1M	50	Resistors	10/23/2019 11:00 PM	08/27/2019 01:46 PM	08/27/2019 08:43 PM	1 hour
Resistors 10k - 06	InProgress	Resistor 10k	50	Resistors	10/23/2019 11:00 PM	08/27/2019 01:46 PM	08/27/2019 11:43 PM	1 hour
Resistors 100k - 02	Ready	Resistor 100k	50	Resistors	10/23/2019 11:00 PM	08/28/2019 09:55 AM	08/28/2019 10:55 AM	1 hour
Resistors 10k - 04	Ready	Resistor 10k	50	Resistors	09/23/2019 11:00 PM	08/28/2019 10:55 AM	08/28/2019 11:55 AM	1 hour
Resistors 100k - 09	Ready	Resistor 100k	50	Resistors	10/23/2019 11:00 PM	08/28/2019 11:55 AM	08/28/2019 12:55 PM	1 hour
Resistors 1M - 02	Ready	Resistor 1M	50	Resistors	09/23/2019 11:00 PM	08/28/2019 12:55 PM	08/28/2019 01:55 PM	1 hour
Resistors 1M - 04	Ready	Resistor 1M	50	Resistors	08/23/2019 11:00 PM	08/28/2019 01:55 PM	08/28/2019 02:55 PM	1 hour

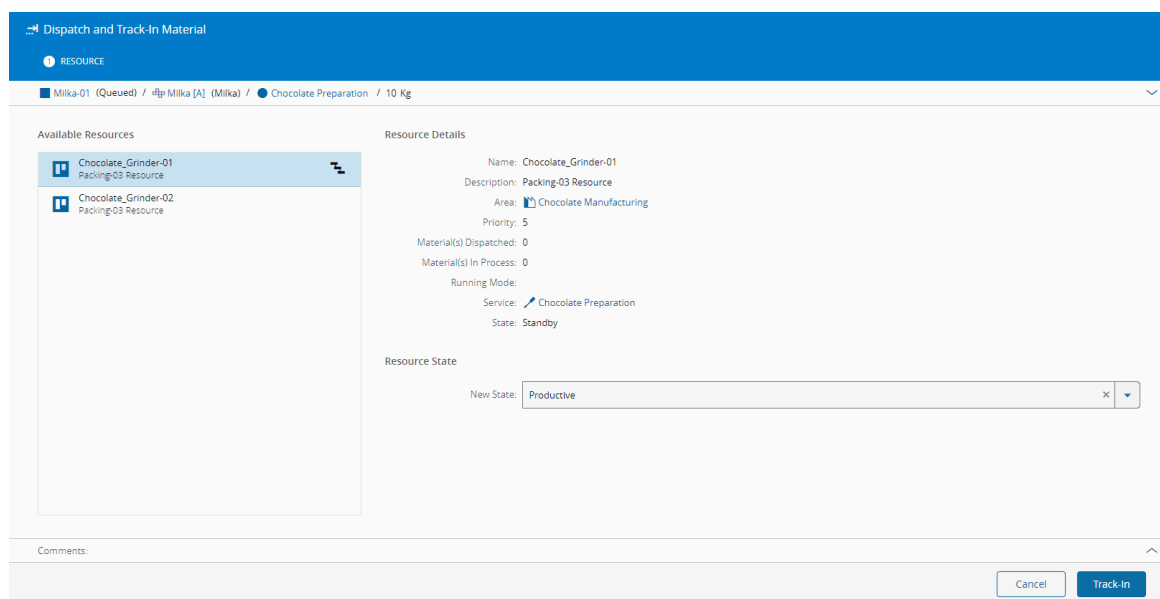
From both of these views, it is possible to perform the required operations to execute the plan

## Material Management

The typical sequence for a Material at a certain Step to be processed at a specific Resource, when using dispatching (default mode) is:

- *Dispatch*
- *Track-In*
- *Track-Out*
- *Move Next*

When switching a Resource to scheduling, this sequence is not altered and dispatching takes place as usual, however the allocation of the Material to a Resource is done by the scheduling and the information that a specific Resource is assigned to a Material via Scheduling is displayed on screen. In the example below, the Chocolate\_Grinder-01 Resource has a visual indicator that it has been automatically assigned via Scheduling to the production of this Material.

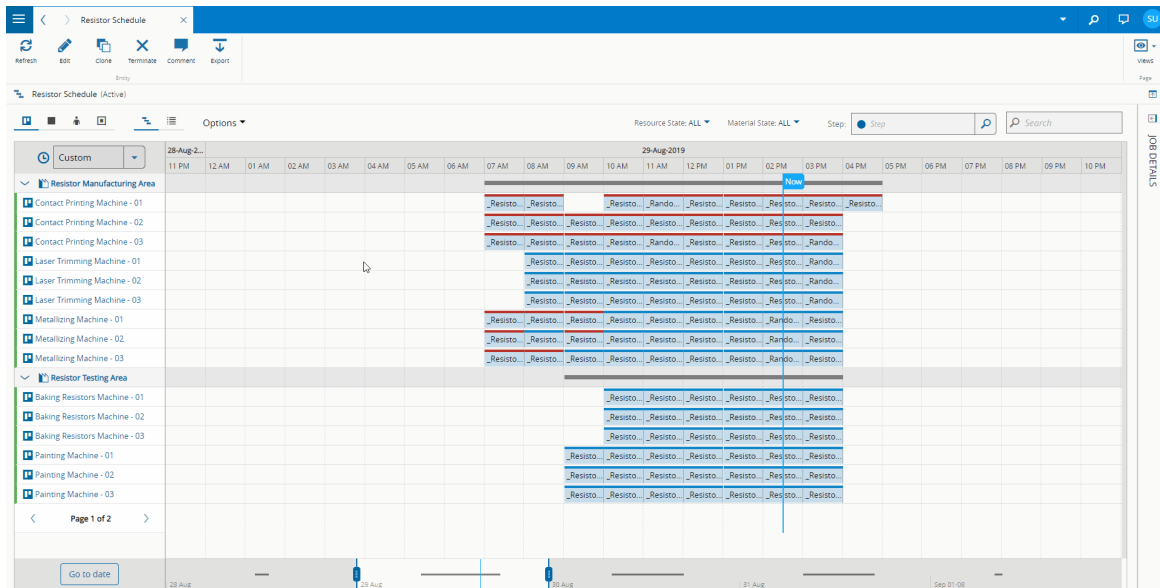


You can choose to override this automatic pre-selection by simply selecting another Resource for processing.

### Warning

Although scheduling gives an allocation of each Job (which is not passthrough) to a Resource, you can decide to use the order of the Materials that are presented from the Sort Rule Set that defined it after releasing the Schedule Scenario or choosing whatever order you choose. If you want to change the Resource or start date for processing of a given Material and reflect those changes in the Schedule, you can do it through [Adjust Schedule Job](#) or [Adjust Schedule Scenario Job](#) if the Scenario has not been released yet.

As the various operations associated with material management are being executed, the Schedule Jobs are being updated with the most recent status of the execution of the Material. Thus, besides being possible to track the execution of the entire plan in the Schedule, it is also possible, at any moment, to generate a Schedule Scenario based on the updated status of the shop floor.



**Info**

To better understand the visual changes the Schedule Jobs undergo during the plan's execution, please check the [Schedule Job page](#)



# Legal Information

## **Disclaimer**

The information contained in this document represents the current view of Critical Manufacturing on the issues discussed as of the date of publication. Because Critical Manufacturing must respond to changing market conditions, it should not be interpreted to be a commitment on the part of Critical Manufacturing, and Critical Manufacturing cannot guarantee the accuracy of any information presented after the date of publication. This document is for informational purposes only.

Critical Manufacturing makes no warranties, express, implied or statutory, as to the information herein contained.

## **Confidentiality Notice**

All materials and information included herein are being provided by Critical Manufacturing to its Customer solely for Customer internal use for its business purposes. Critical Manufacturing retains all rights, titles, interests in and copyrights to the materials and information herein. The materials and information contained herein constitute confidential information of Critical Manufacturing and the Customer must not disclose or transfer by any means any of these materials or information, whether total or partial, to any third party without the prior explicit consent by Critical Manufacturing.

## **Copyright Information**

All title and copyrights in and to the Software (including but not limited to any source code, binaries, designs, specifications, models, documents, layouts, images, photographs, animations, video, audio, music, text incorporated into the Software), the accompanying printed materials, and any copies of the Software, and any trademarks or service marks of Critical Manufacturing are owned by Critical Manufacturing unless explicitly stated otherwise. All title and intellectual property rights in and to the content that may be accessed through use of the Software is the property of the respective content owner and is protected by applicable copyright or other intellectual property laws and treaties.

## **Trademark Information**

Critical Manufacturing is a registered trademark of Critical Manufacturing.

All other trademarks are property of their respective owners.