



Critical
manufacturing
an ASM PT company

How to: Download the Automation Manager as a zip

11.3

April 2026

DOCUMENT ACCESS

Public

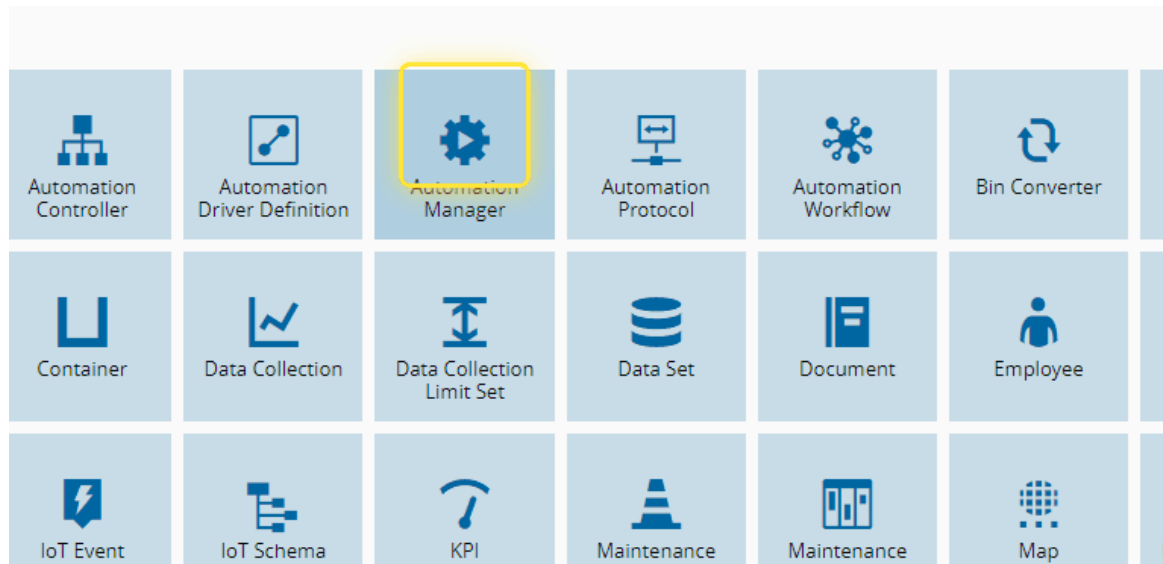
DISCLAIMER

The contents of this document are under copyright of Critical Manufacturing S.A. it is released on condition that it shall not be copied in whole, in part or otherwise reproduced (whether by photographic, or any other method) and the contents therefore shall not be divulged to any person other than that of the addressee (save to other authorized offices of his organization having need to know such contents, for the purpose for which disclosure is made) without prior written consent of submitting company.

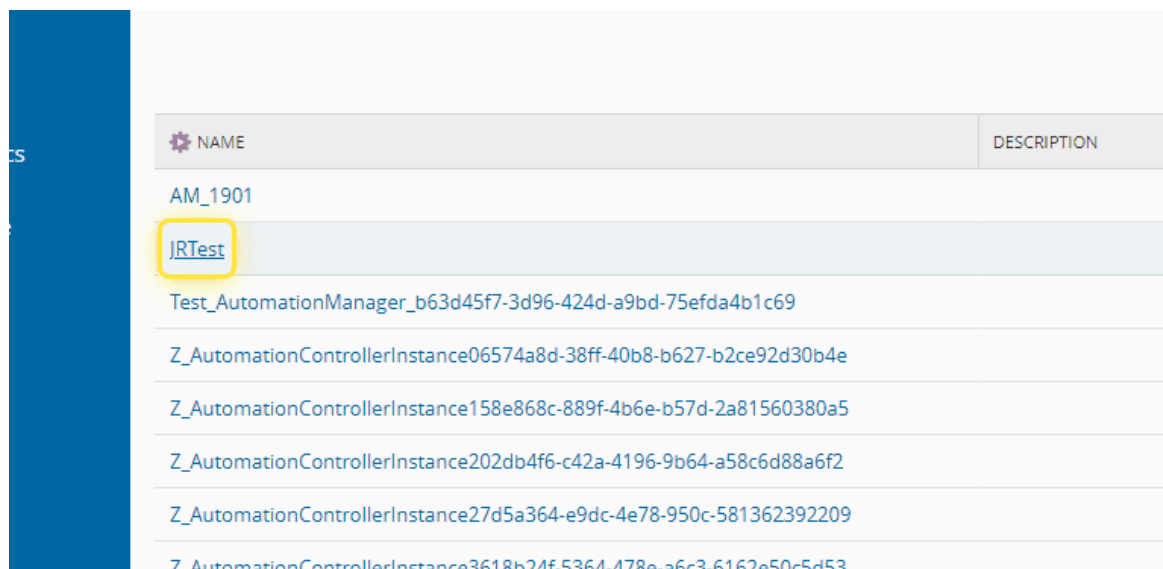
Home Tutorials All Guides Modules Connect IoT & Equipment Integration How To

How to: Download the Automation Manager as a zip

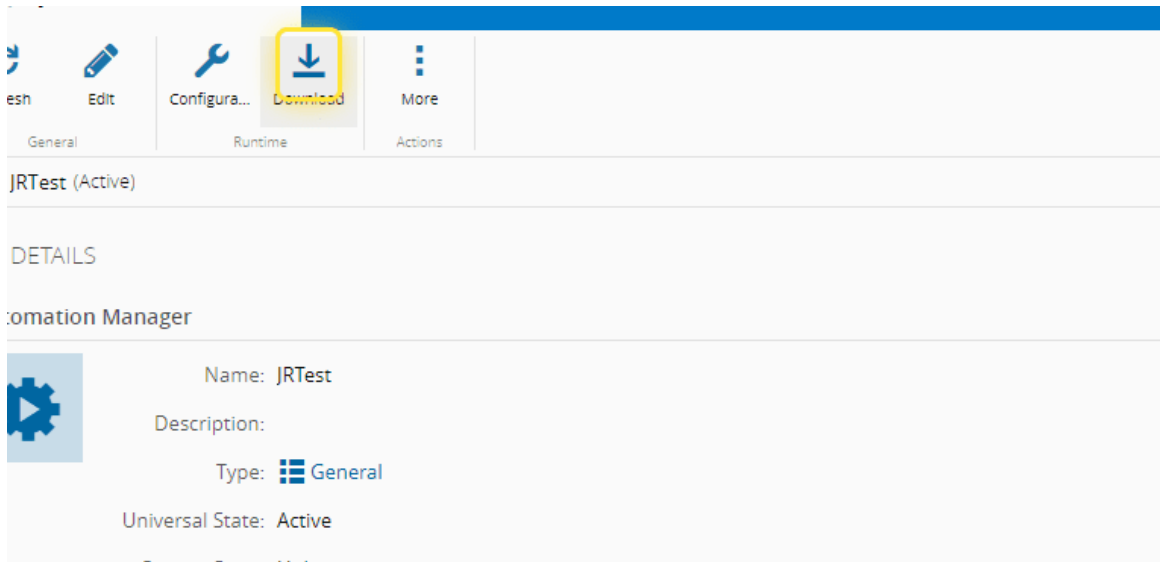
1. Go to the Automation Manager



2. Select the Automation Manager you want to download

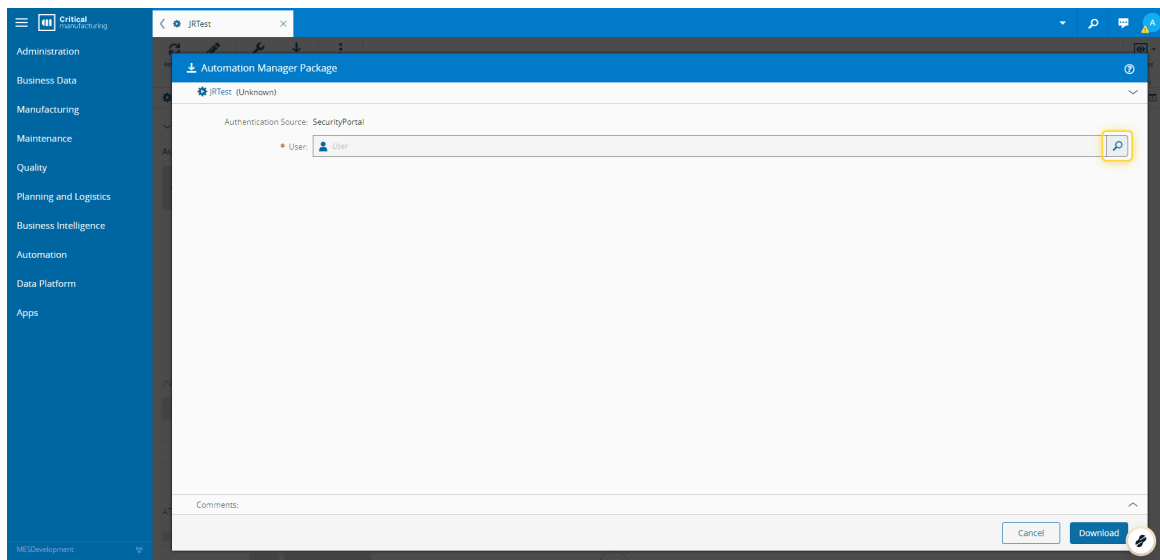


3. Select Download

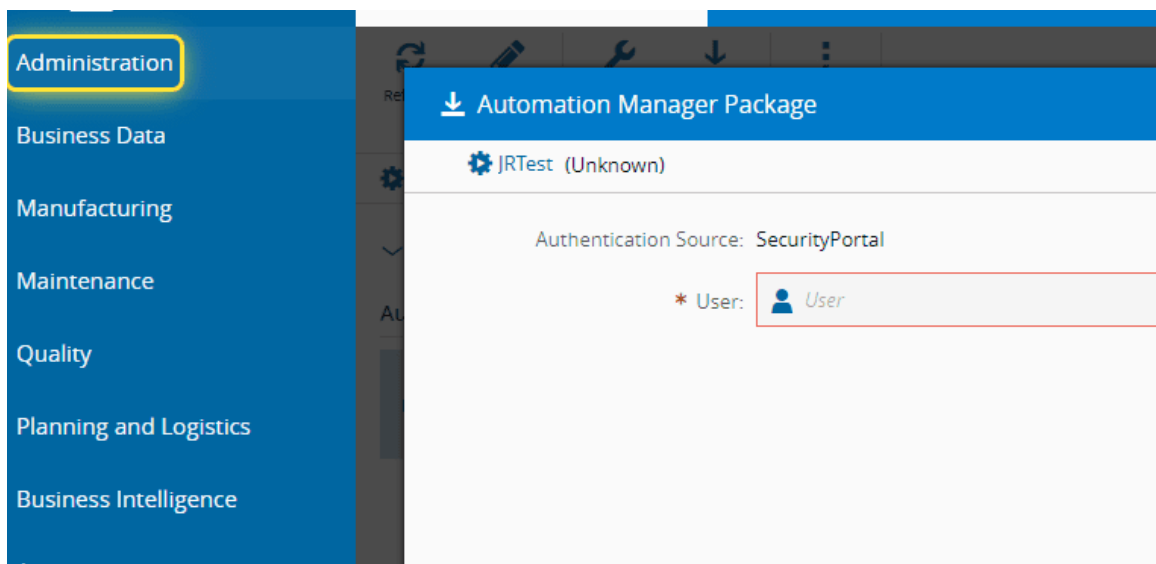


4. You can either download with your user permissions or another user

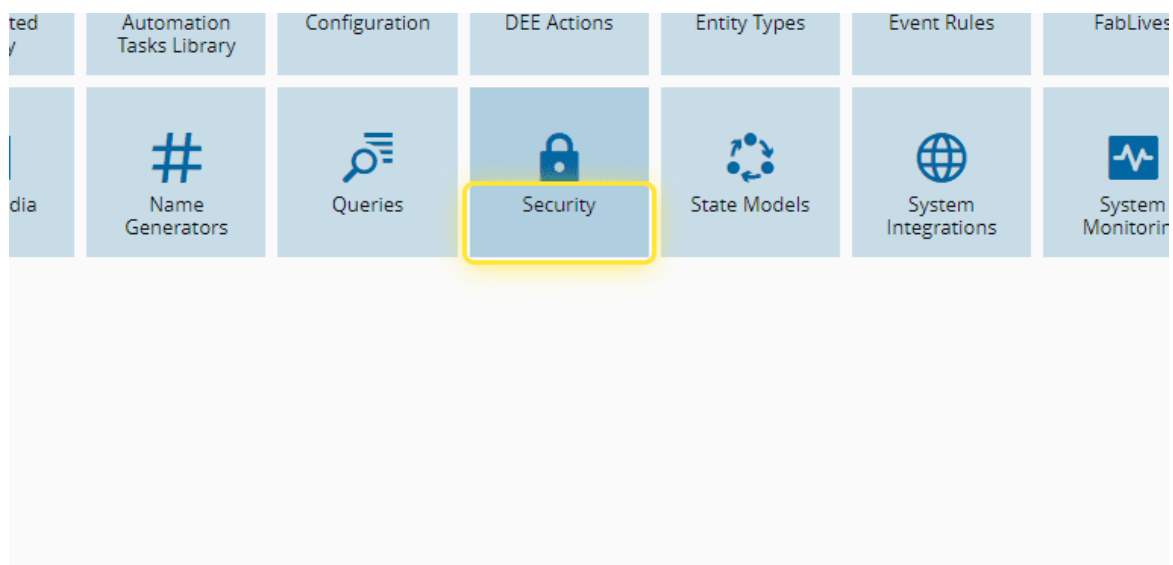
We will change our user to be able to download



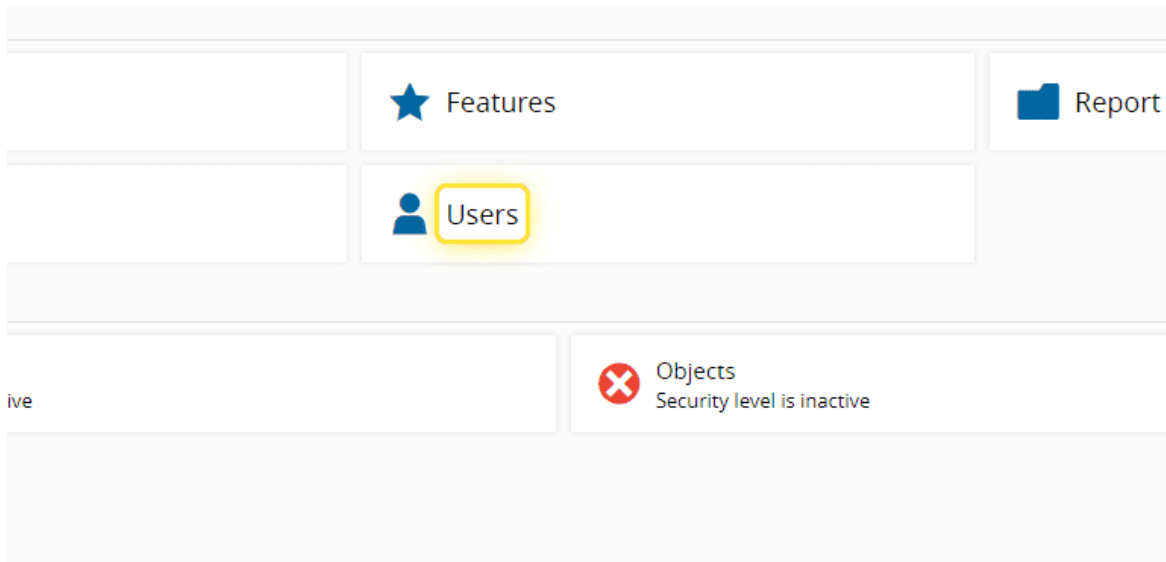
5. Select Administration



6. Select Security



7. Select Users



ive

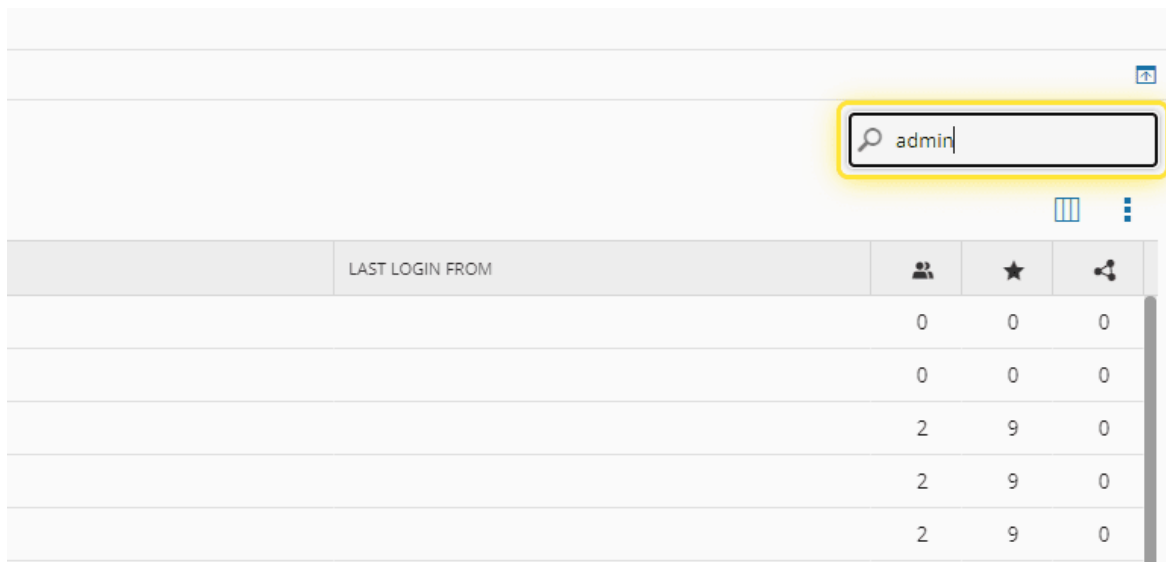
★ Features

Report




Users

✖ Objects
Security level is inactive

8. Type in highlight




admin

LAST LOGIN FROM			
	0	0	0
	0	0	0
	2	9	0
	2	9	0
	2	9	0

9. Select admin

▼ DETAILS

General Data



Account: admin
Name: admin
Email Address: admin@criticalmanufacturing.com
Primary Role:
Integration User: No
Enabled: Yes
Auto-Lock TimeOut:
PIN: ****
Token:


10. Select Edit

Refresh Edit Delete Export More

admin (Created)


▼ DETAILS

General Data




Account: admin
Name: admin
Email Address: admin@criticalmanufacturing.com
Primary Role:
Integration User: No

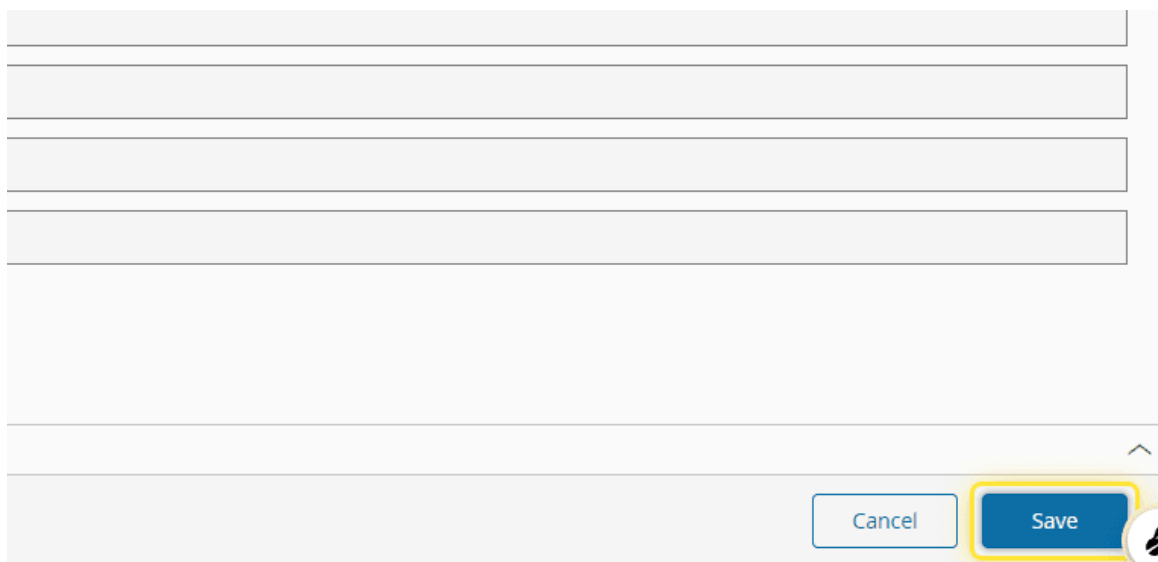
11. Select highlight

* Name:	admin
Email Address:	admin@criticalmanufacturing.com
Primary Role:	
Integration User:	<input type="checkbox"/>
Enabled:	<input checked="" type="checkbox"/>
Auto-Lock Timeout:	<input type="text"/> seconds
PIN:
Token:	

12. Select highlight

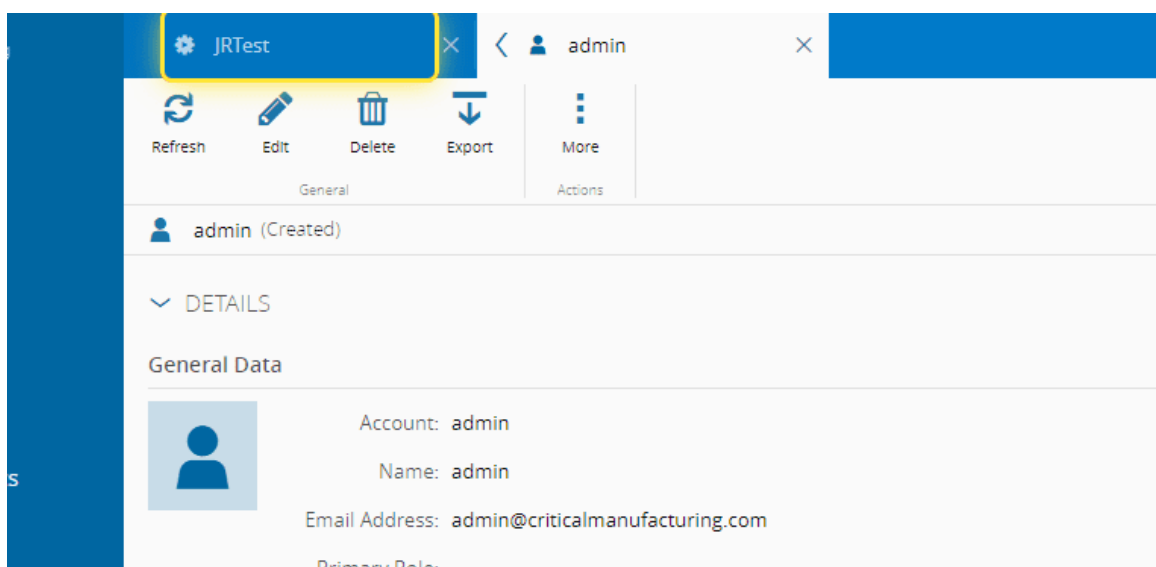
* Name:	admin
Email Address:	admin@criticalmanufacturing.com
Primary Role:	
Integration User:	<input checked="" type="checkbox"/>
Enabled:	<input checked="" type="checkbox"/>
Auto-Lock Timeout:	<input type="text"/> seconds
PIN:
Token:	

13. Select Save



A screenshot of a web form with several empty input fields. At the bottom right, there are two buttons: 'Cancel' and 'Save'. The 'Save' button is highlighted with a yellow border.

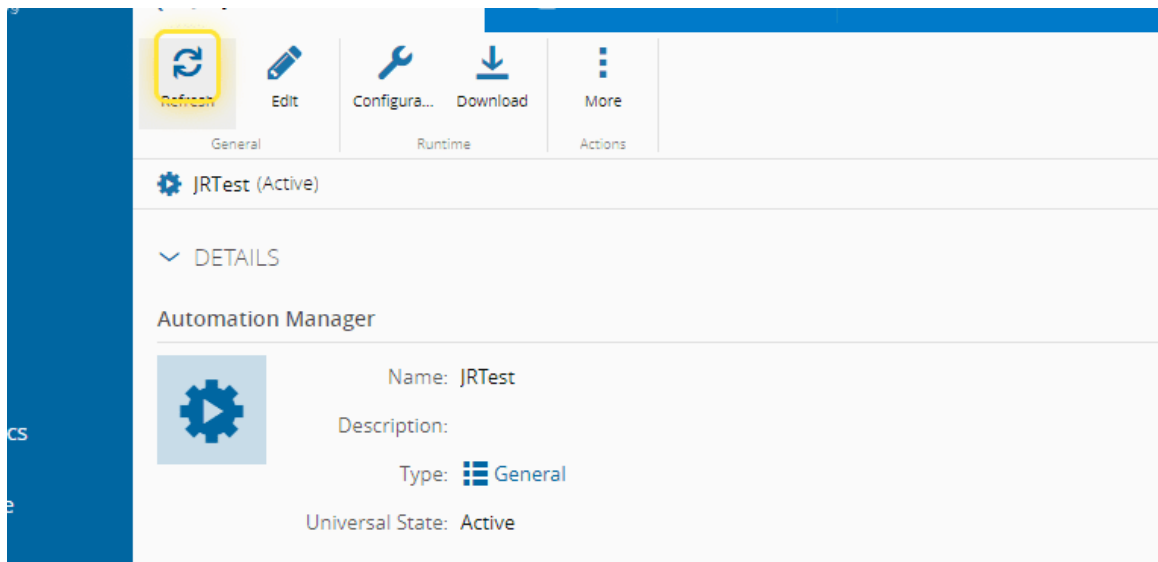
14. Select the Automation Manager



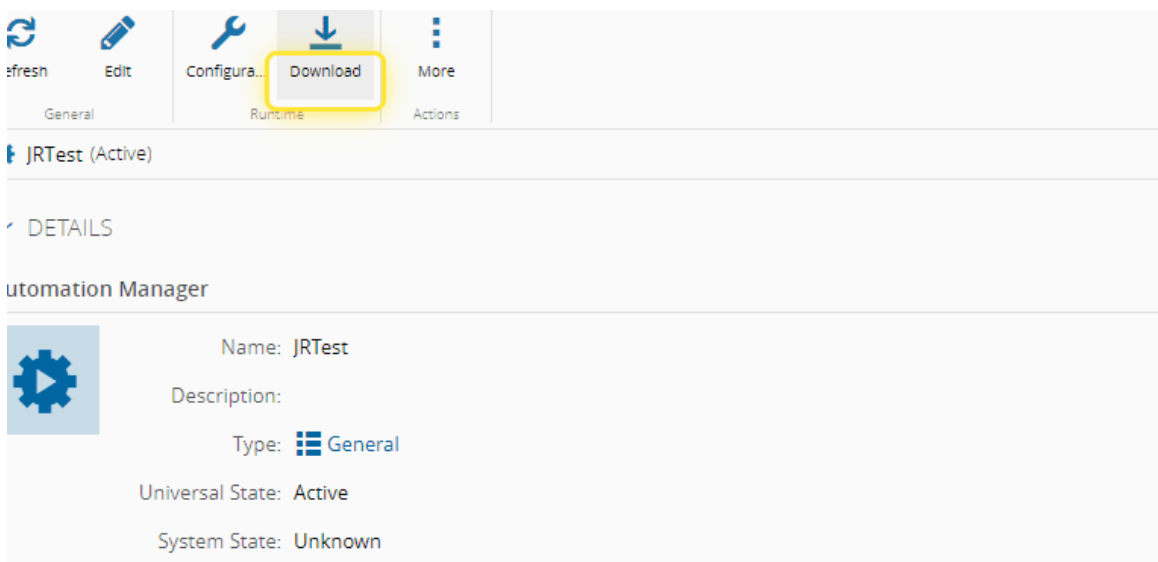
A screenshot of the Automation Manager interface. The top navigation bar shows 'JRTest' and 'admin'. Below the navigation bar, there are icons for 'Refresh', 'Edit', 'Delete', 'Export', and 'More'. The main content area shows 'admin (Created)' and a 'DETAILS' section. Under 'General Data', the following information is displayed:

- Account: admin
- Name: admin
- Email Address: admin@criticalmanufacturing.com
- Primary Role:

15. Select highlight

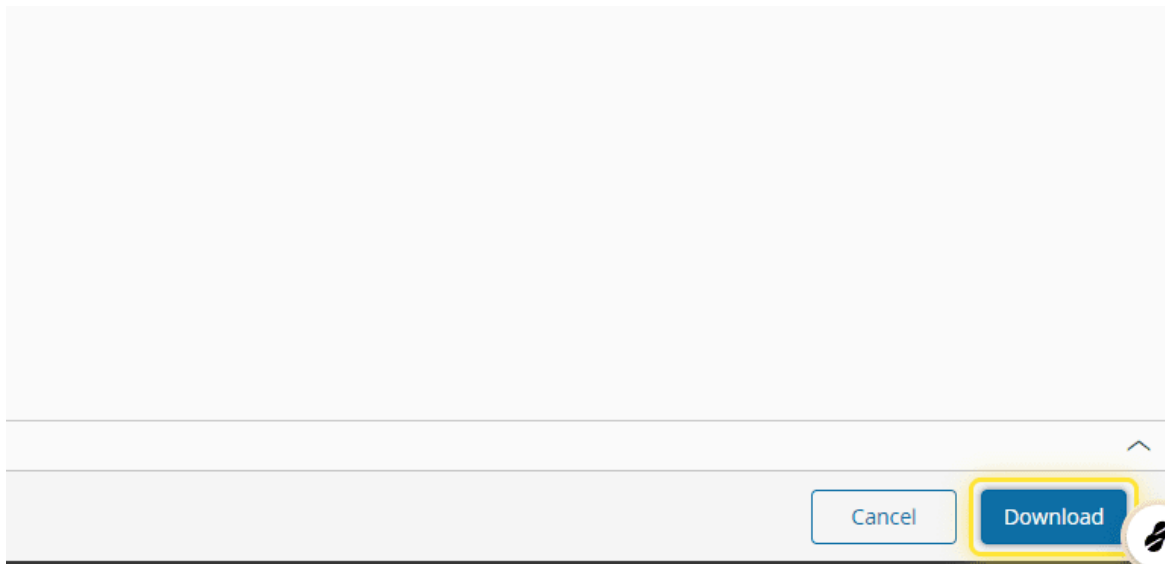


16. Select Download



17. Select Download to finish the process

It will trigger the download of a zip file





Legal Information

Disclaimer

The information contained in this document represents the current view of Critical Manufacturing on the issues discussed as of the date of publication. Because Critical Manufacturing must respond to changing market conditions, it should not be interpreted to be a commitment on the part of Critical Manufacturing, and Critical Manufacturing cannot guarantee the accuracy of any information presented after the date of publication. This document is for informational purposes only.

Critical Manufacturing makes no warranties, express, implied or statutory, as to the information herein contained.

Confidentiality Notice

All materials and information included herein are being provided by Critical Manufacturing to its Customer solely for Customer internal use for its business purposes. Critical Manufacturing retains all rights, titles, interests in and copyrights to the materials and information herein. The materials and information contained herein constitute confidential information of Critical Manufacturing and the Customer must not disclose or transfer by any means any of these materials or information, whether total or partial, to any third party without the prior explicit consent by Critical Manufacturing.

Copyright Information

All title and copyrights in and to the Software (including but not limited to any source code, binaries, designs, specifications, models, documents, layouts, images, photographs, animations, video, audio, music, text incorporated into the Software), the accompanying printed materials, and any copies of the Software, and any trademarks or service marks of Critical Manufacturing are owned by Critical Manufacturing unless explicitly stated otherwise. All title and intellectual property rights in and to the content that may be accessed through use of the Software is the property of the respective content owner and is protected by applicable copyright or other intellectual property laws and treaties.

Trademark Information

Critical Manufacturing is a registered trademark of Critical Manufacturing.

All other trademarks are property of their respective owners.