



**Critical**  
manufacturing  
an ASM PT company

# How to: Create a Shift Definition

## 11.3

April 2026

### DOCUMENT ACCESS

Public

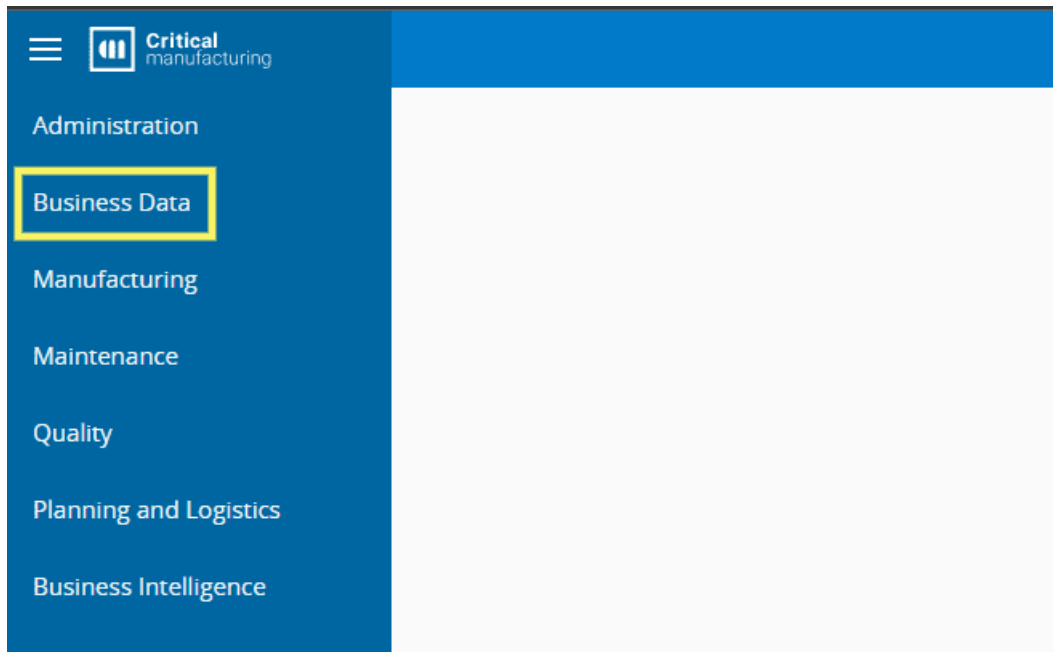
### DISCLAIMER

The contents of this document are under copyright of Critical Manufacturing S.A. it is released on condition that it shall not be copied in whole, in part or otherwise reproduced (whether by photographic, or any other method) and the contents therefore shall not be divulged to any person other than that of the addressee (save to other authorized offices of his organization having need to know such contents, for the purpose for which disclosure is made) without prior written consent of submitting company.

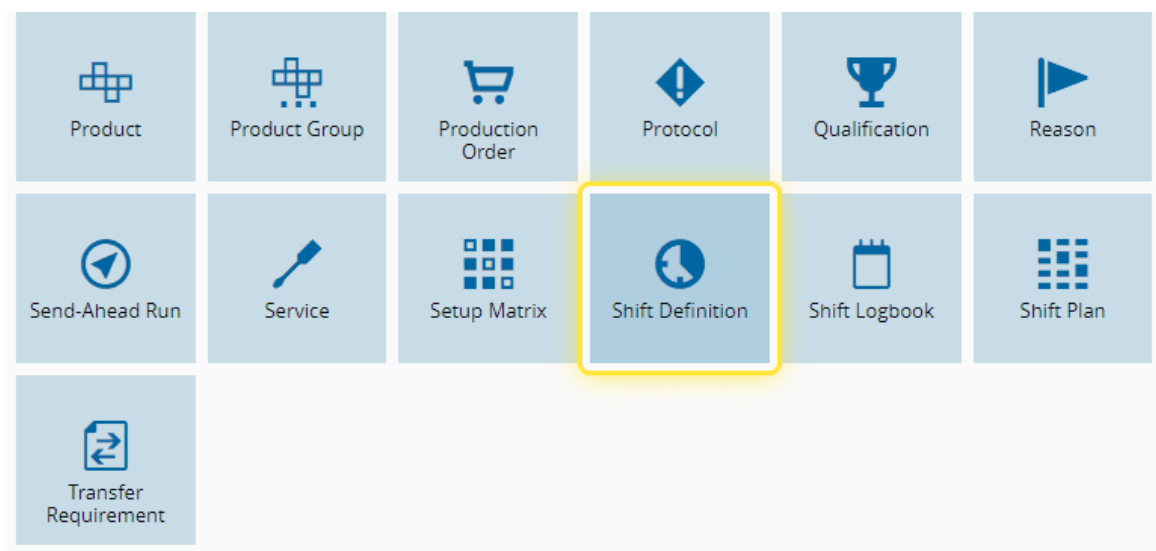
Home Tutorials All Guides Modules Labor Management How-to

## How to: Create a Shift Definition

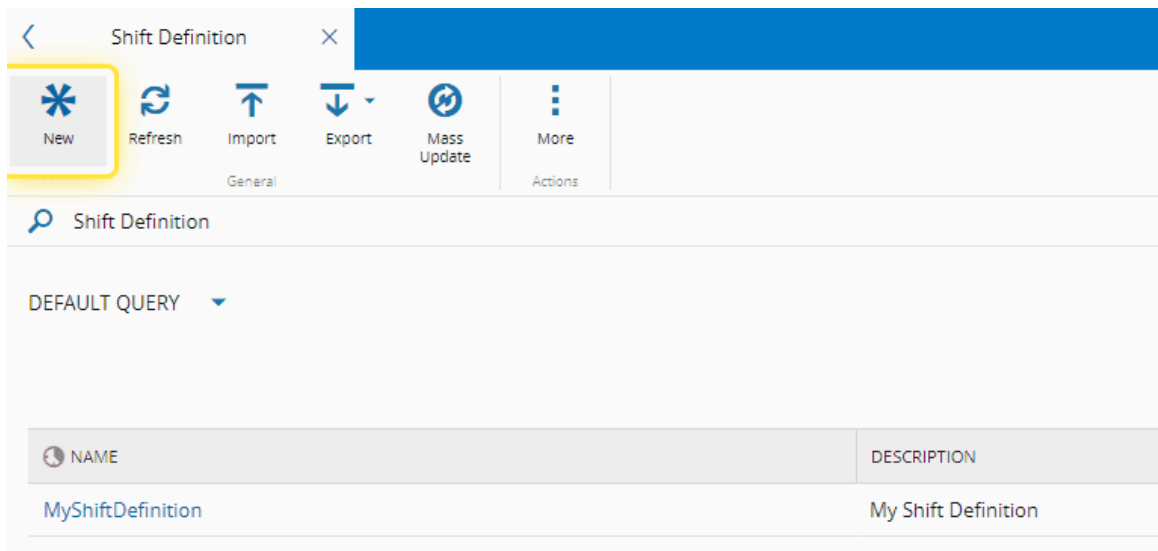
1. Go to the Business Data menu.



2. Select the Shift Definition entity.

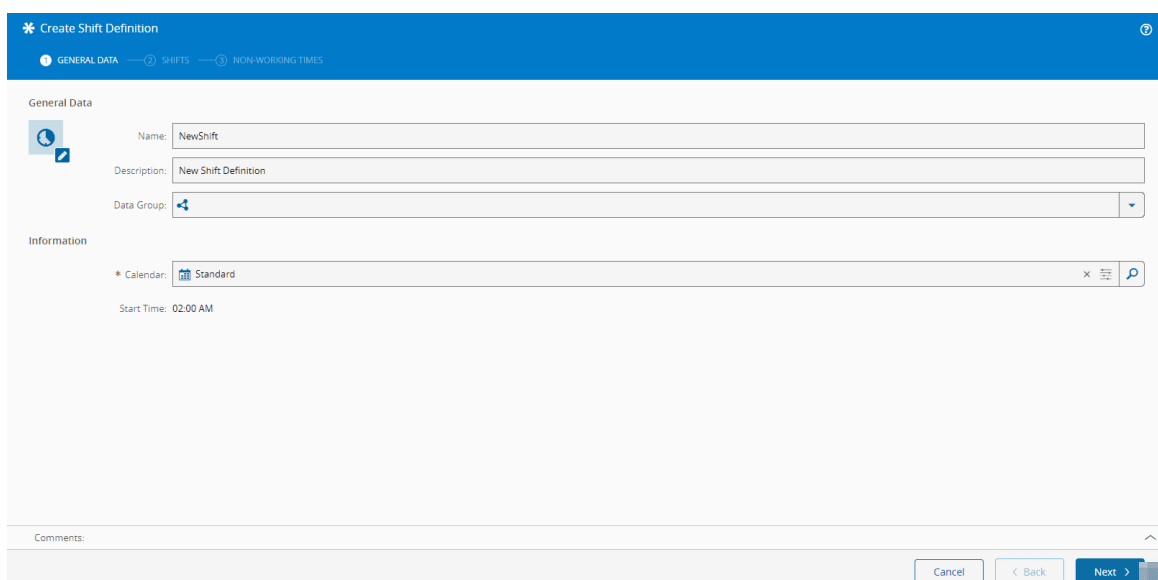


3. Select the New button.

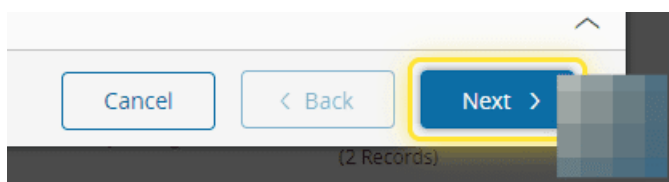


4. Under the Create Shift Definition wizard, complete the necessary fields.

For more information, see [Create Shift Definition - Critical Manufacturing Documentation Portal](#)



5. Select the Next button.



6. Add your desired Shifts and Non-Working Times.

**Create Shift Definition**

GENERAL DATA — SHIFTS — NON-WORKING TIMES

SHIFT	SHIFT1	NON-WORKINGTIME
Shift1 From 12:00 AM to 12:00 PM	Night	From 12:00 AM to 08:00 AM
Shift2 From 12:00 PM to 12:00 AM	Morning	From 08:00 AM to 05:00 PM

Total Working Time: 7h / Total Non-Working Time: 17h

Non-Working Time Details

\* Name: Morning

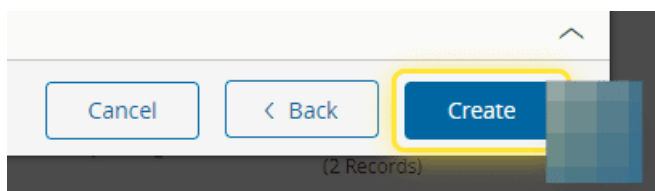
\* Start Time: 08:00 AM

\* End Time: 05:00 PM

Comments:

Cancel < Back Create

7. Select the Create button to apply.





# Legal Information

## **Disclaimer**

The information contained in this document represents the current view of Critical Manufacturing on the issues discussed as of the date of publication. Because Critical Manufacturing must respond to changing market conditions, it should not be interpreted to be a commitment on the part of Critical Manufacturing, and Critical Manufacturing cannot guarantee the accuracy of any information presented after the date of publication. This document is for informational purposes only.

Critical Manufacturing makes no warranties, express, implied or statutory, as to the information herein contained.

## **Confidentiality Notice**

All materials and information included herein are being provided by Critical Manufacturing to its Customer solely for Customer internal use for its business purposes. Critical Manufacturing retains all rights, titles, interests in and copyrights to the materials and information herein. The materials and information contained herein constitute confidential information of Critical Manufacturing and the Customer must not disclose or transfer by any means any of these materials or information, whether total or partial, to any third party without the prior explicit consent by Critical Manufacturing.

## **Copyright Information**

All title and copyrights in and to the Software (including but not limited to any source code, binaries, designs, specifications, models, documents, layouts, images, photographs, animations, video, audio, music, text incorporated into the Software), the accompanying printed materials, and any copies of the Software, and any trademarks or service marks of Critical Manufacturing are owned by Critical Manufacturing unless explicitly stated otherwise. All title and intellectual property rights in and to the content that may be accessed through use of the Software is the property of the respective content owner and is protected by applicable copyright or other intellectual property laws and treaties.

## **Trademark Information**

Critical Manufacturing is a registered trademark of Critical Manufacturing.

All other trademarks are property of their respective owners.