



Critical
manufacturing
an ASM PT company

How to: Replace an Assembled Material

11.3

April 2026

DOCUMENT ACCESS

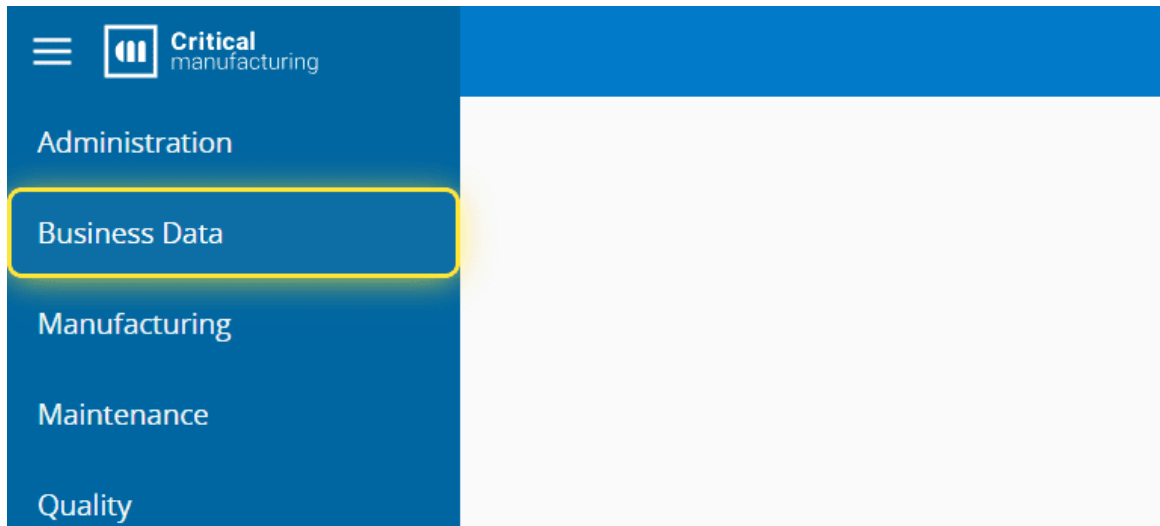
Public

DISCLAIMER

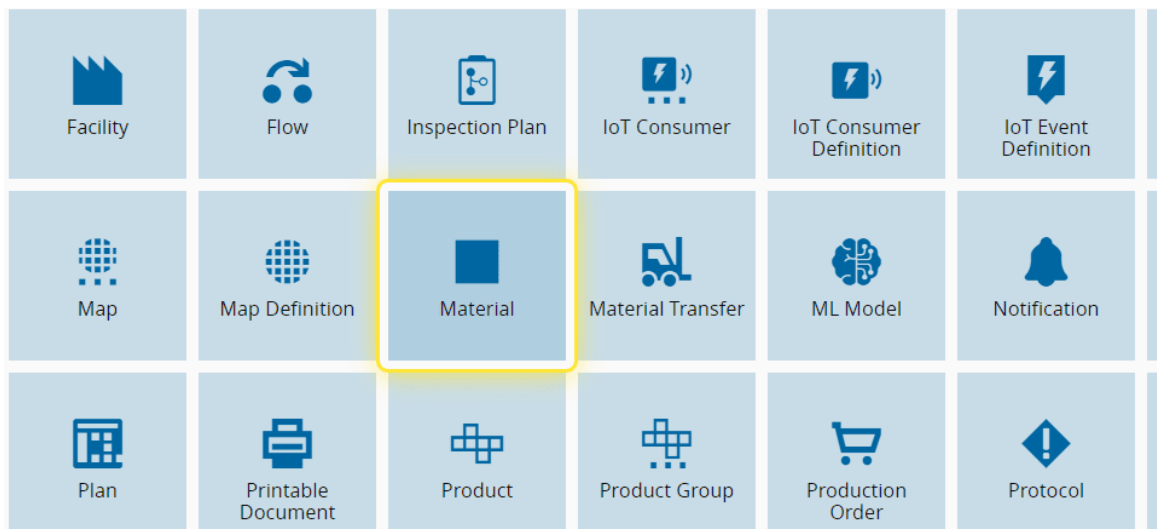
The contents of this document are under copyright of Critical Manufacturing S.A. it is released on condition that it shall not be copied in whole, in part or otherwise reproduced (whether by photographic, or any other method) and the contents therefore shall not be divulged to any person other than that of the addressee (save to other authorized offices of his organization having need to know such contents, for the purpose for which disclosure is made) without prior written consent of submitting company.

How to: Replace an Assembled Material

1. Go to the Business Data menu.



2. Select the Material entity.



3. Select your desired Material.

Material

DEFAULT QUERY ▾

NAME	DESCRIPTION	UNIVERSAL STATE
MAT_CHK01	MAT_CHK01	Active
MAT_CHK02	MAT_CHK02	Active
MAT_CHK03	MAT_CHK03	Active
MAT_CHK04	MAT_CHK04	Active
Milka-01	Milka-01	Active
Milka-02	Milka-02	Active
Milka-03	Milka-03	Active
Milka-04	Milka-04	Active

4. Select the Assemble button.

MAT_CHK01

Refresh Edit Perform Perform View Reports Abort Change Merge Split Hold Assemble

General Perform Reports Undo Material

MAT_CHK01 (Active)

DETAILS

Material Basic Information

Name: MAT_CHK01 Form:

Description: MAT_CHK01 Facility:

Type: Production Product:

5. Select the Replace Assembled option.

MAT_CHK01

Refresh Edit Perform Perform View Reports Abort Change Merge Split Hold Assemble Record Loss/Bonus Process More

General Perform Reports Undo Material Actions

MAT_CHK01 (Active)

DETAILS

Material Basic Information

Name: MAT_CHK01 Form: Lot

Description: MAT_CHK01 Facility: Cookie Factory

Type: Production Product: Belgas [A]

Universal State: Active Product Description: Belgas Cookies

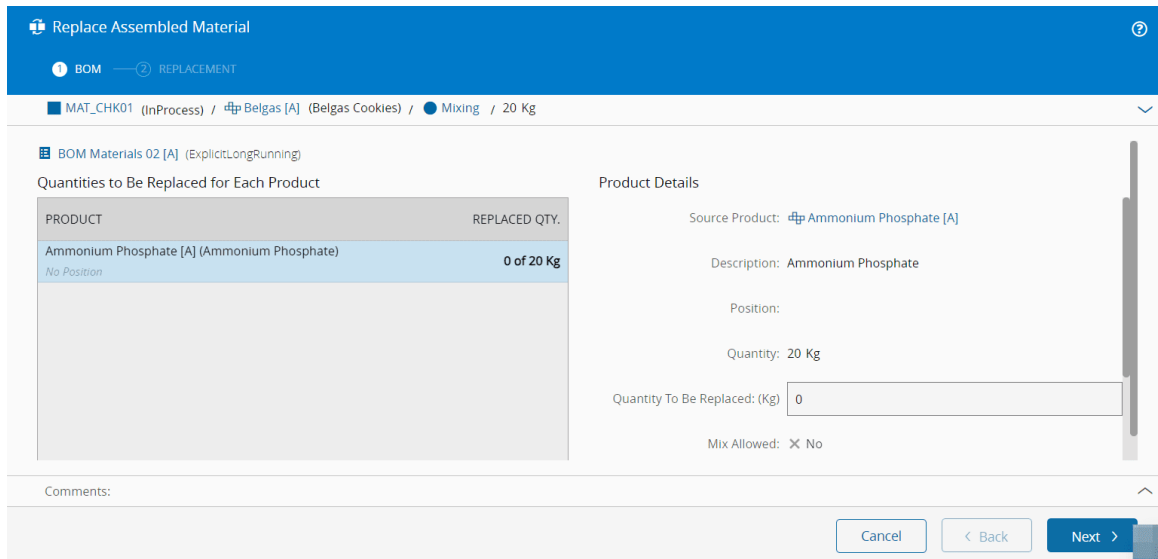
System State: In Process Product Group:

Product Group Description:

Parent:

6. Under the Replace Assembled Material wizard you can manage each sub-product quantity to be replaced.

For more information, see [Replace Assembled Material - Critical Manufacturing Documentation Portal](#)



PRODUCT	REPLACED QTY.
Ammonium Phosphate [A] (Ammonium Phosphate) <small>No Position</small>	0 of 20 Kg

Product Details

Source Product: Ammonium Phosphate [A]

Description: Ammonium Phosphate

Position:

Quantity: 20 Kg

Quantity To Be Replaced: (Kg)

Mix Allowed: No

7. Indicate the quantities to be replaced for each sub-product.

 No'." data-bbox="131 448 860 681"/>

Description: Ammonium Phosphate

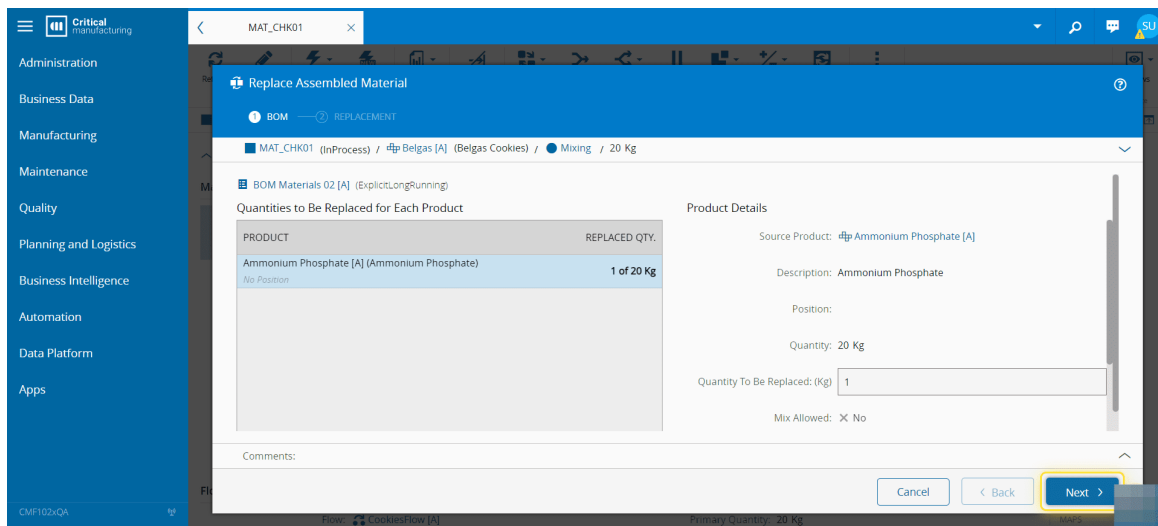
Position:

Quantity: 20 Kg

Quantity To Be Replaced: (Kg)

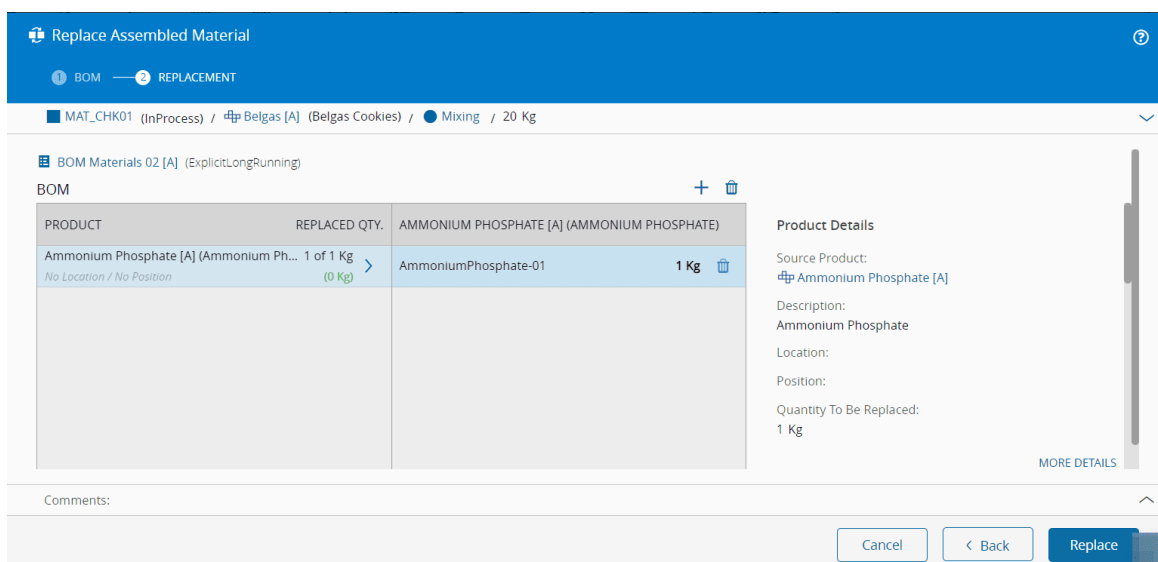
Mix Allowed: No

8. Select the Next button.



9. For each sub-product indicate the amount of quantity of each available material to replace.

In some situations, you can indicate a different material that satisfies the conditions of the original material as a replacement.



10. Select the Replace button.

CMF102xQA

Administration
Business Data
Manufacturing
Maintenance
Quality
Planning and Logistics
Business Intelligence
Automation
Data Platform
Apps

MAT_CHK01

Replace Assembled Material

BOM REPLACEMENT

MAT_CHK01 (InProcess) / Belgas [A] (Belgas Cookies) / Mixing / 20 Kg

BOM Materials 02 [A] (ExplicitLongRunning)

PRODUCT	REPLACED QTY.	AMMONIUM PHOSPHATE [A] (AMMONIUM PHOSPHATE)
Ammonium Phosphate [A] (Ammonium Ph... <small>No Location / No Position</small>)	1 of 1 Kg (0 Kg)	AmmoniumPhosphate-01 1 Kg

Product Details

Source Product:
Ammonium Phosphate [A]

Description:
Ammonium Phosphate

Location:

Position:

Quantity To Be Replaced:
1 Kg

Comments:

Cancel < Back **Replace**

Flow: CookiesFlow [A] Primary Quantity: 20 Kg



Legal Information

Disclaimer

The information contained in this document represents the current view of Critical Manufacturing on the issues discussed as of the date of publication. Because Critical Manufacturing must respond to changing market conditions, it should not be interpreted to be a commitment on the part of Critical Manufacturing, and Critical Manufacturing cannot guarantee the accuracy of any information presented after the date of publication. This document is for informational purposes only.

Critical Manufacturing makes no warranties, express, implied or statutory, as to the information herein contained.

Confidentiality Notice

All materials and information included herein are being provided by Critical Manufacturing to its Customer solely for Customer internal use for its business purposes. Critical Manufacturing retains all rights, titles, interests in and copyrights to the materials and information herein. The materials and information contained herein constitute confidential information of Critical Manufacturing and the Customer must not disclose or transfer by any means any of these materials or information, whether total or partial, to any third party without the prior explicit consent by Critical Manufacturing.

Copyright Information

All title and copyrights in and to the Software (including but not limited to any source code, binaries, designs, specifications, models, documents, layouts, images, photographs, animations, video, audio, music, text incorporated into the Software), the accompanying printed materials, and any copies of the Software, and any trademarks or service marks of Critical Manufacturing are owned by Critical Manufacturing unless explicitly stated otherwise. All title and intellectual property rights in and to the content that may be accessed through use of the Software is the property of the respective content owner and is protected by applicable copyright or other intellectual property laws and treaties.

Trademark Information

Critical Manufacturing is a registered trademark of Critical Manufacturing.

All other trademarks are property of their respective owners.