



Critical
manufacturing
an ASM PT company

How to: Assign Roles to a User

11.3

April 2026

DOCUMENT ACCESS

Public

DISCLAIMER

The contents of this document are under copyright of Critical Manufacturing S.A. it is released on condition that it shall not be copied in whole, in part or otherwise reproduced (whether by photographic, or any other method) and the contents therefore shall not be divulged to any person other than that of the addressee (save to other authorized offices of his organization having need to know such contents, for the purpose for which disclosure is made) without prior written consent of submitting company.

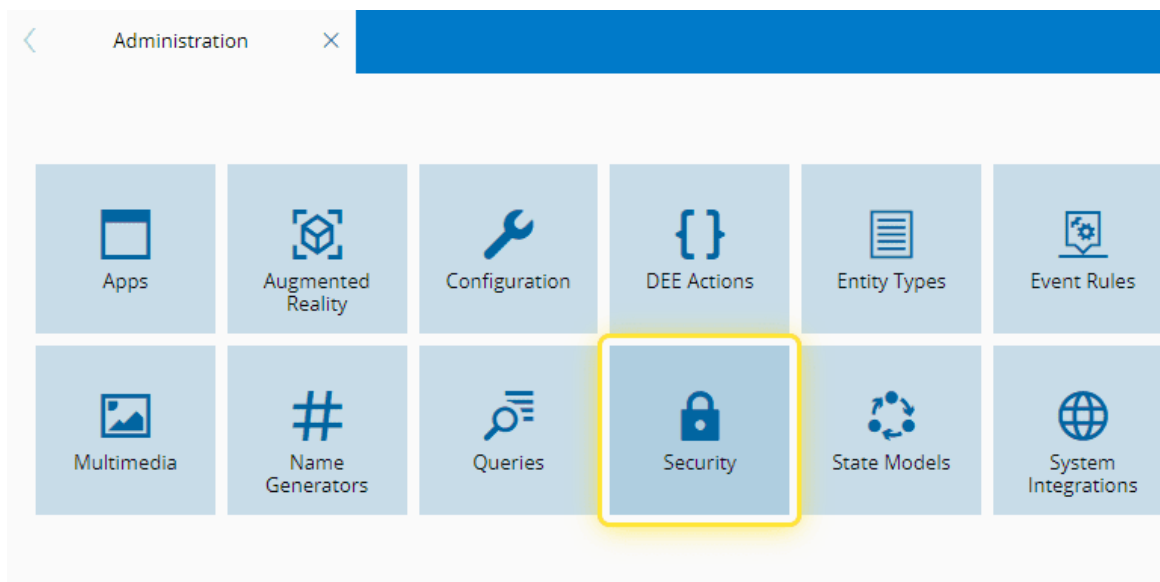
Home Tutorials All Guides Security

How to: Assign Roles to a User

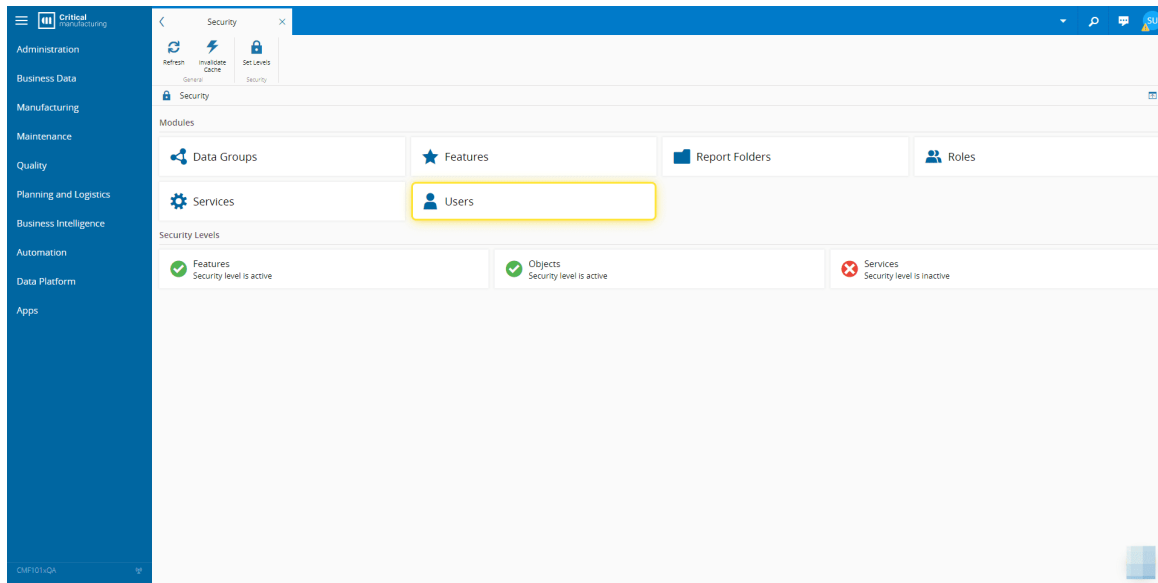
1. Go to the Administration menu.



2. Select the Security entity.

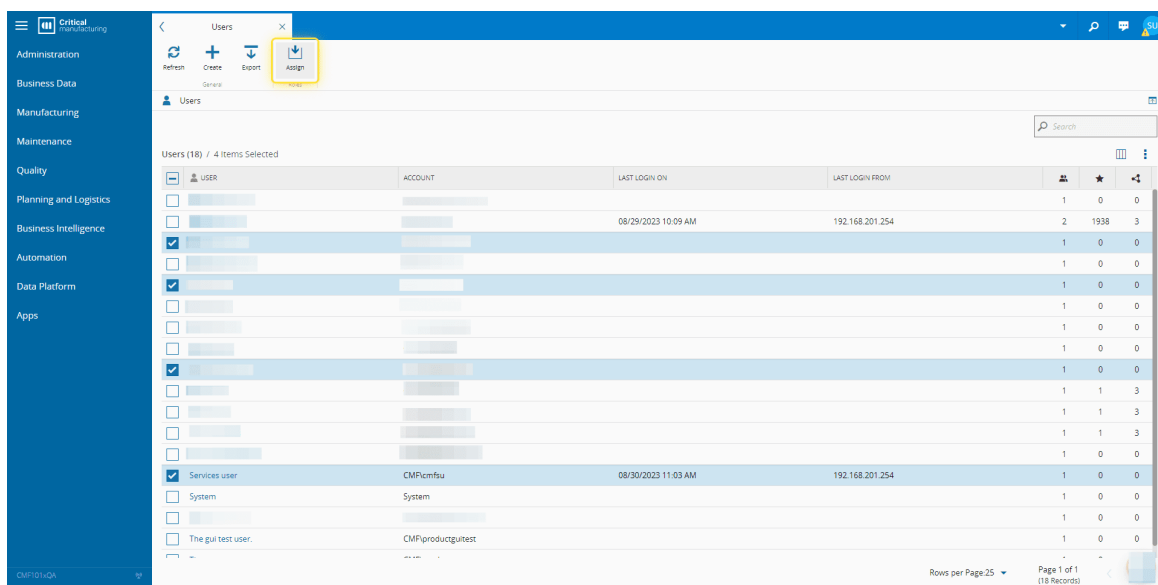


3. Select the Users option.



4. Select the users you want, and select the Assign button.

For more information, see [Users - Critical Manufacturing Documentation Portal](#)



5. Select the Roles you want, and select the Assign button.

Role assignment can also be done by going to the Details page of each User.

The screenshot displays the 'Assign Roles to Users' dialog box within the Critical Manufacturing 11.3 application. The dialog is titled 'Assign Roles to Users' and shows '4 User(s) selected'. It features a search bar and a table of available roles. Two roles are selected: 'AlmostAdmin' and 'CookieManager'. The 'Selected Roles (2)' list on the right contains 'AlmostAdmin' and 'CookieManager'. The dialog also includes a 'Comments' field and 'Cancel' and 'Assign' buttons.

ROLE	DESCRIPTION
<input type="checkbox"/>	Administrators
<input checked="" type="checkbox"/>	AlmostAdmin
<input checked="" type="checkbox"/>	CookieManager

Selected Roles (2)

- AlmostAdmin
- CookieManager

Rows per Page: 25 Page 1 of 1 (3 Records)

Comments:

Cancel Assign



Legal Information

Disclaimer

The information contained in this document represents the current view of Critical Manufacturing on the issues discussed as of the date of publication. Because Critical Manufacturing must respond to changing market conditions, it should not be interpreted to be a commitment on the part of Critical Manufacturing, and Critical Manufacturing cannot guarantee the accuracy of any information presented after the date of publication. This document is for informational purposes only.

Critical Manufacturing makes no warranties, express, implied or statutory, as to the information herein contained.

Confidentiality Notice

All materials and information included herein are being provided by Critical Manufacturing to its Customer solely for Customer internal use for its business purposes. Critical Manufacturing retains all rights, titles, interests in and copyrights to the materials and information herein. The materials and information contained herein constitute confidential information of Critical Manufacturing and the Customer must not disclose or transfer by any means any of these materials or information, whether total or partial, to any third party without the prior explicit consent by Critical Manufacturing.

Copyright Information

All title and copyrights in and to the Software (including but not limited to any source code, binaries, designs, specifications, models, documents, layouts, images, photographs, animations, video, audio, music, text incorporated into the Software), the accompanying printed materials, and any copies of the Software, and any trademarks or service marks of Critical Manufacturing are owned by Critical Manufacturing unless explicitly stated otherwise. All title and intellectual property rights in and to the content that may be accessed through use of the Software is the property of the respective content owner and is protected by applicable copyright or other intellectual property laws and treaties.

Trademark Information

Critical Manufacturing is a registered trademark of Critical Manufacturing.

All other trademarks are property of their respective owners.