

How to: Create a New Version/Revision

11.2

February 2026

DOCUMENT ACCESS


Public

DISCLAIMER

The contents of this document are under copyright of Critical Manufacturing S.A. it is released on condition that it shall not be copied in whole, in part or otherwise reproduced (whether by photographic, or any other method) and the contents therefore shall not be divulged to any person other than that of the addressee (save to other authorized offices of his organization having need to know such contents, for the purpose for which disclosure is made) without prior written consent of submitting company.

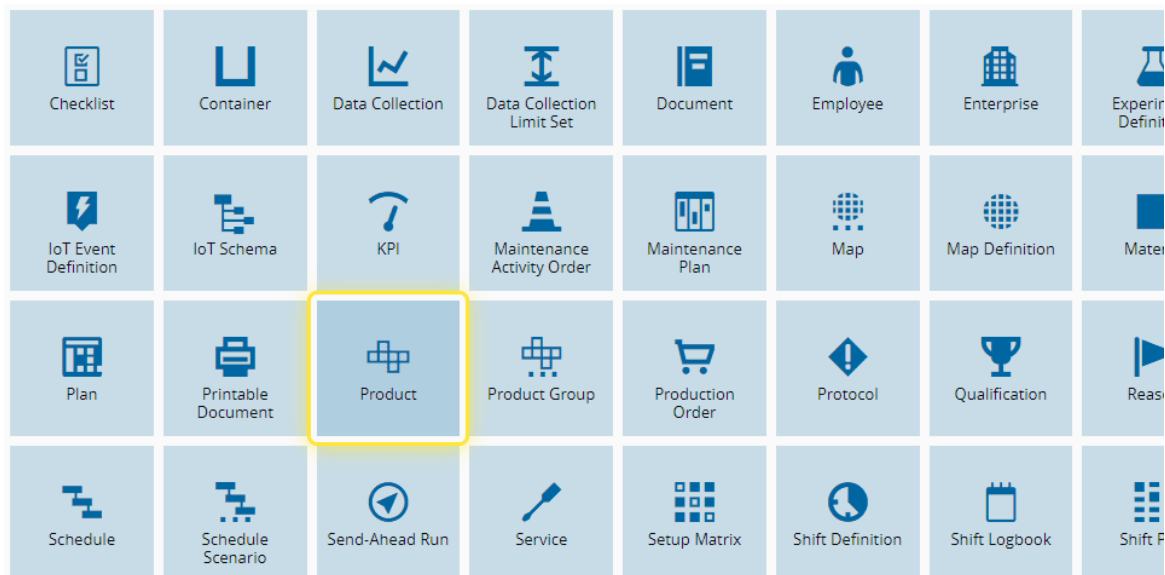
How to: Create a New Version/Revision

1. Go to the Business Data menu.



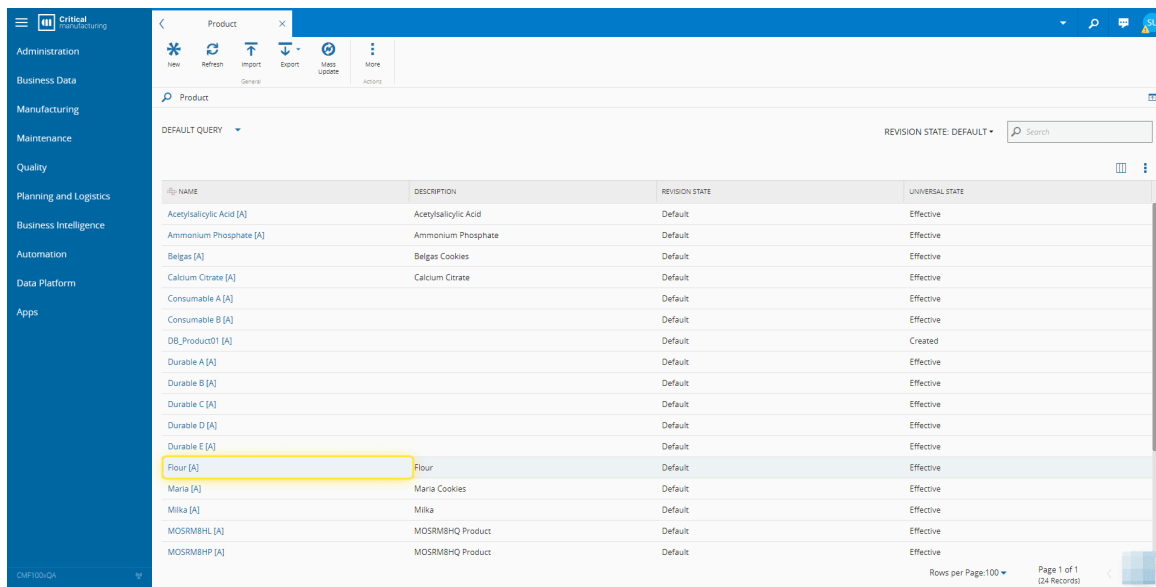
2. Select the entity you need.

(Product for this example)



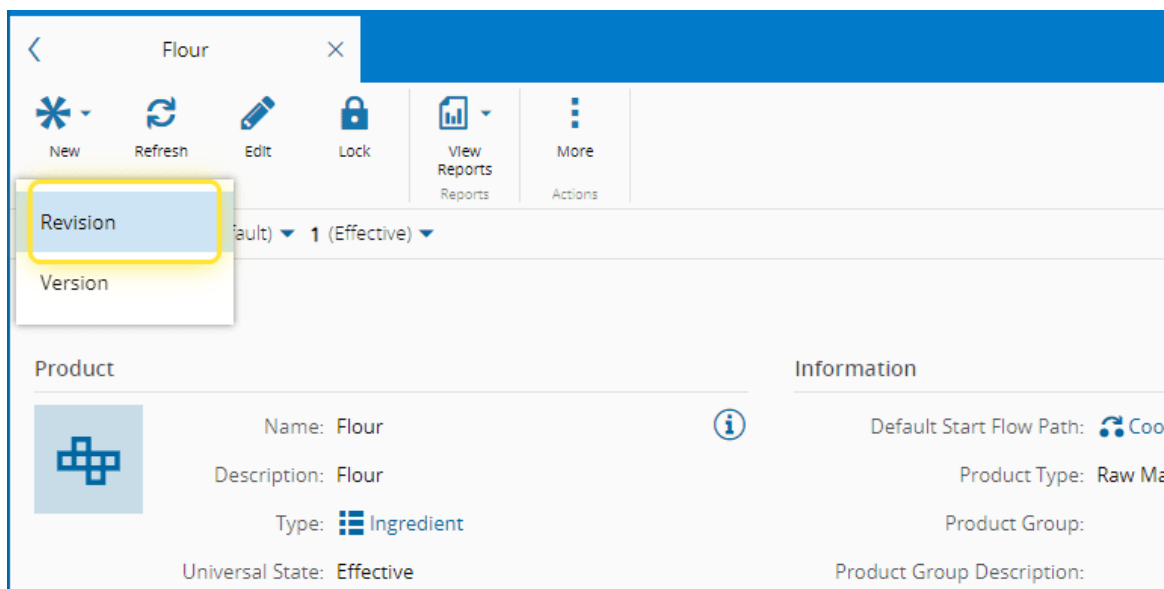
3. Select the Product you need.

(Flour for this example)



NAME	DESCRIPTION	REVISION STATE	UNIVERSAL STATE
Acetylsalicylic Acid [A]	Acetylsalicylic Acid	Default	Effective
Ammonium Phosphate [A]	Ammonium Phosphate	Default	Effective
Belgas [A]	Belgas Cookies	Default	Effective
Calcium Citrate [A]	Calcium Citrate	Default	Effective
Consumable A [A]		Default	Effective
Consumable B [A]		Default	Effective
DB_Product01 [A]		Default	Created
Durable A [A]		Default	Effective
Durable B [A]		Default	Effective
Durable C [A]		Default	Effective
Durable D [A]		Default	Effective
Durable E [A]		Default	Effective
Flour [A]	Flour	Default	Effective
Maria [A]	Maria Cookies	Default	Effective
Milka [A]	Milka	Default	Effective
MOSRMBHL [A]	MOSRMBHQ Product	Default	Effective
MOSRMBHP [A]	MOSRMBHQ Product	Default	Effective

4. Select New on the top ribbon, followed by Revision in the dropdown.



Flour

New Refresh Edit Lock View Reports Reports More Actions

Revision
Version

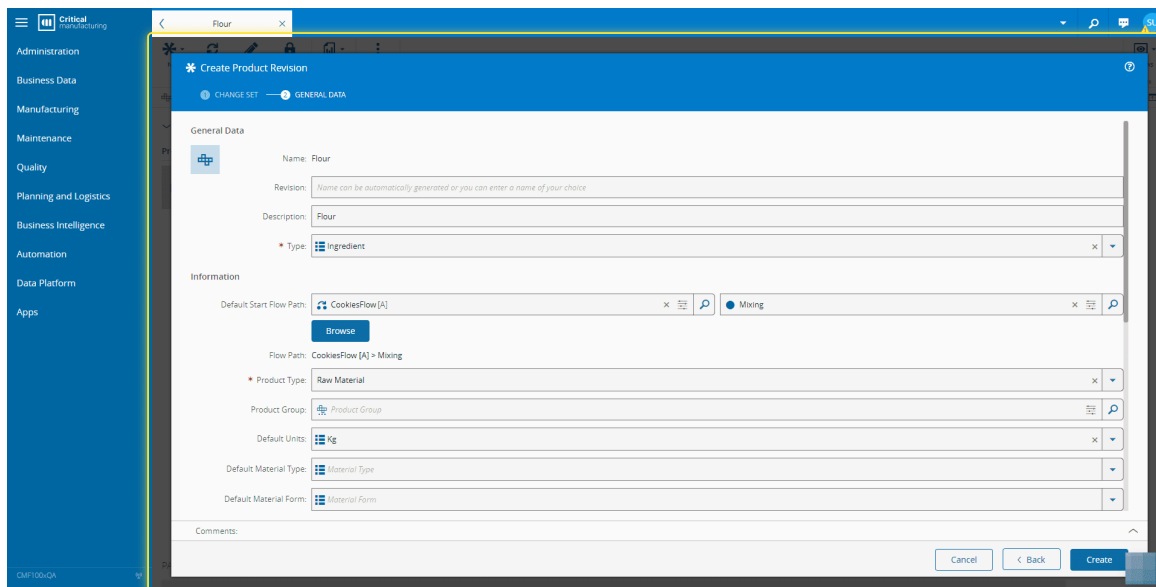
Product Information

Name: Flour
Description: Flour
Type: Ingredient
Universal State: Effective

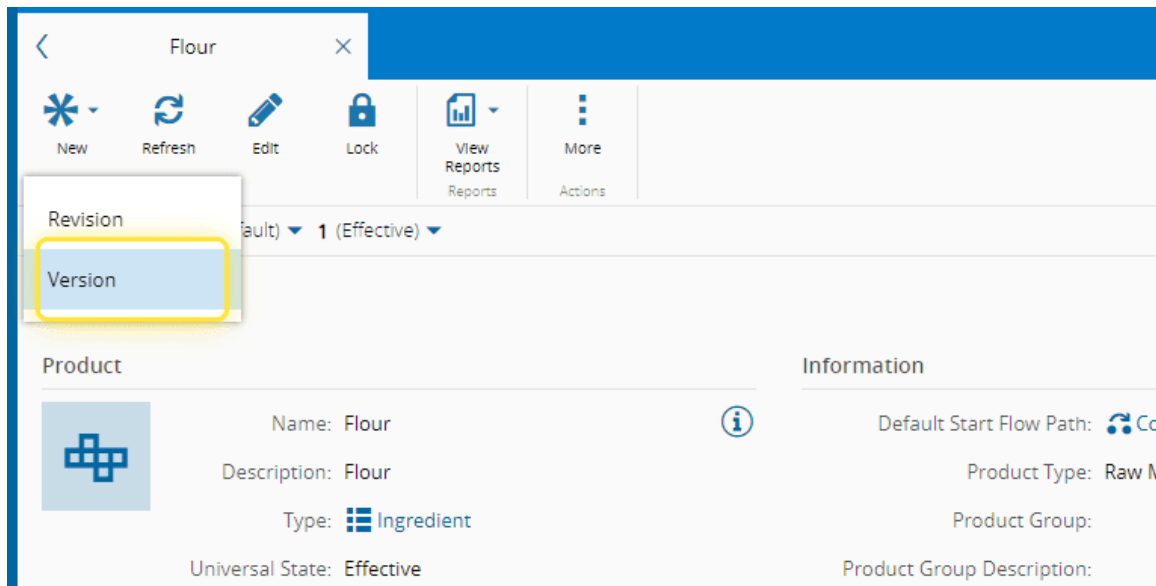
Default Start Flow Path: Cool
Product Type: Raw Ma
Product Group:
Product Group Description:

5. After applying the Change Set, enter the necessary General Data followed by Create.

For more information, see [Revisions - Critical Manufacturing Documentation Portal](#) and [Creating a Revision - Critical Manufacturing Documentation Portal](#)



6. Select New on the top ribbon, followed by Version in the dropdown..



7. After applying the Change Set, enter the necessary General Data followed by Create.

For more information, see [Versions - Critical Manufacturing Documentation Portal](#) and [Create Entity Version - Critical Manufacturing Documentation Portal](#)

Flour

Create Product Version

CHANGE SET GENERAL DATA

General Data

Name: Flour

Revision: A

Description: Flour

Type: Ingredient

Information

Default Start Flow Path: CookiesFlow [A] Mixing

Flow Path: CookiesFlow [A] > Mixing

Product Type: Raw Material

Product Group: Product Group

Default Units: Kg

Default Material Type: Material Type

Default Material Form: Material Form

Comments:

Cancel < Back Create



Legal Information

Disclaimer

The information contained in this document represents the current view of Critical Manufacturing on the issues discussed as of the date of publication. Because Critical Manufacturing must respond to changing market conditions, it should not be interpreted to be a commitment on the part of Critical Manufacturing, and Critical Manufacturing cannot guarantee the accuracy of any information presented after the date of publication. This document is for informational purposes only.

Critical Manufacturing makes no warranties, express, implied or statutory, as to the information herein contained.

Confidentiality Notice

All materials and information included herein are being provided by Critical Manufacturing to its Customer solely for Customer internal use for its business purposes. Critical Manufacturing retains all rights, titles, interests in and copyrights to the materials and information herein. The materials and information contained herein constitute confidential information of Critical Manufacturing and the Customer must not disclose or transfer by any means any of these materials or information, whether total or partial, to any third party without the prior explicit consent by Critical Manufacturing.

Copyright Information

All title and copyrights in and to the Software (including but not limited to any source code, binaries, designs, specifications, models, documents, layouts, images, photographs, animations, video, audio, music, text incorporated into the Software), the accompanying printed materials, and any copies of the Software, and any trademarks or service marks of Critical Manufacturing are owned by Critical Manufacturing unless explicitly stated otherwise. All title and intellectual property rights in and to the content that may be accessed through use of the Software is the property of the respective content owner and is protected by applicable copyright or other intellectual property laws and treaties.

Trademark Information

Critical Manufacturing is a registered trademark of Critical Manufacturing.

All other trademarks are property of their respective owners.