

How to: Define automatic Change Sets

11.2

February 2026

DOCUMENT ACCESS

Public

DISCLAIMER

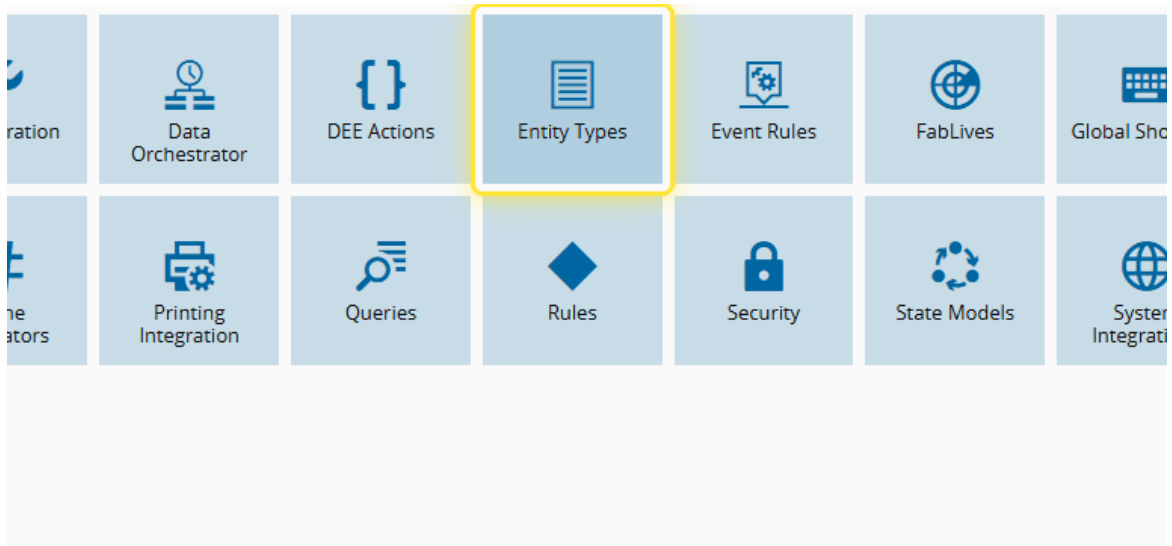
The contents of this document are under copyright of Critical Manufacturing S.A. it is released on condition that it shall not be copied in whole, in part or otherwise reproduced (whether by photographic, or any other method) and the contents therefore shall not be divulged to any person other than that of the addressee (save to other authorized offices of his organization having need to know such contents, for the purpose for which disclosure is made) without prior written consent of submitting company.

How to: Define automatic Change Sets

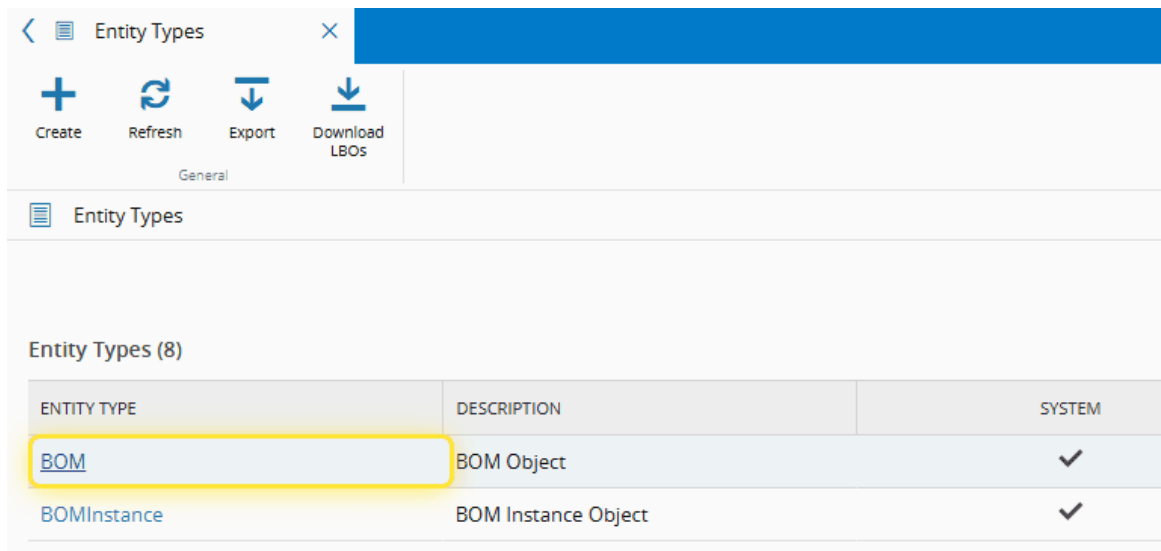
1. Go to the Administration menu.



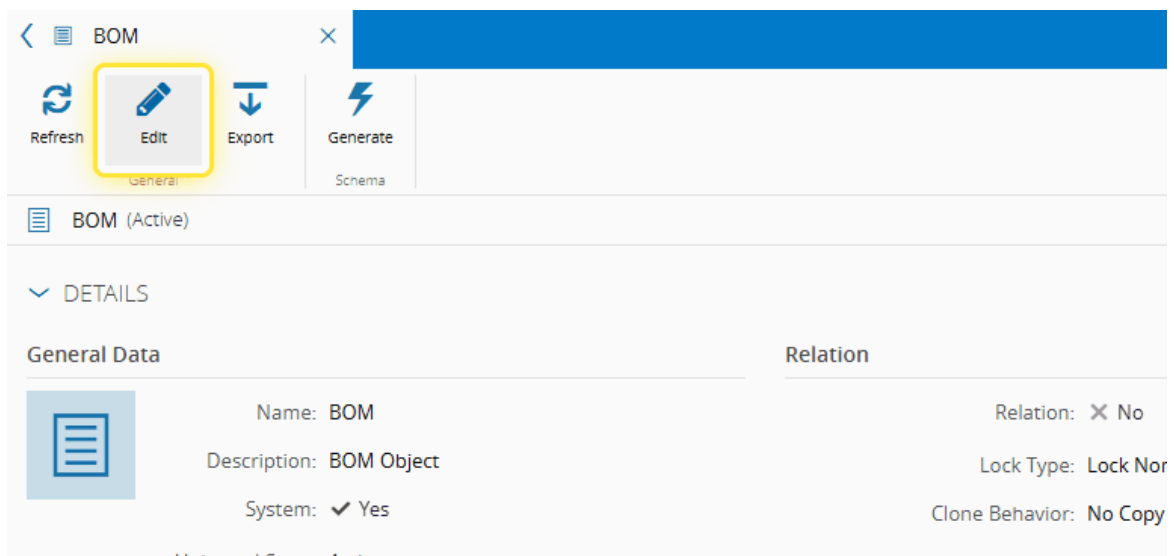
2. Go to Entity Types.



3. Select a versioned entity.



4. Select the Edit button.



5. Set the Allow Change Set to true.

Edit Entity Type

INSTANCES

Versioned: ☐

Allow Automatic Change Set: ☒

Approval: ☒ Role ☐ Workflow

Notify Requester: ☐

Notify Approvers: ☐

Use Change Set Approval Context: ☒

Enable Automatic Approval: ☐

Display Change Set on Clone: ☐

Enable Instance Deletion: ☐

Enable Default Revision Dates: ☒

6. Choose a Name Generator.

Edit Entity Type

INSTANCES

Versioned: ☐

Allow Automatic Change Set: ☒

Make Change Set Items Effective on Approval: ☐

* Change Set Name Generator:

AutomationDriverInstanceNameGenerator

AutomationEventPropertyNameGenerator

AutomationTaskLibraryNameGenerator

AutomationWorkflowNameGenerator

AutoMLNETNameGenerator

BinConversionNameGenerator

BOMInstanceNameGenerator

ChangeSetNameGenerator

Notify Requester: ☐

Notify Approvers: ☐

Use Change Set Approval Context: ☒

Enable Automatic Approval: ☐

Display Change Set on Clone: ☐

Comments:

Cancel Save

7. Set up the Approval Role or Workflow to be used.

The screenshot shows the 'Edit Entity Type' dialog for the 'ITEMS' entity. The left sidebar contains navigation links for various application areas. The main dialog area is titled 'ITEMS' and contains the following settings:

- Versioned:** A toggle switch that is currently turned off.
- Allow Automatic Change Set:** A toggle switch that is currently turned on.
- Make Change Set Items Effective on Approval:** A toggle switch that is currently turned off.
- Change Set Name Generator:** A dropdown menu set to 'ChangeSetNameGenerator'.
- Approval:** Radio buttons for 'Role' (selected) and 'Workflow'.
- Role:** A dropdown menu with a yellow highlight box around it, showing a list of roles: 'Administrators', 'DataOrchestratorAdministrators', and 'SysAdministrators'.
- Notify Requester:** A dropdown menu set to 'DataOrchestratorAdministrators'.
- Notify Approvers:** A dropdown menu set to 'MES'.
- Use Change Set Approval Context:** A dropdown menu set to 'AppFrameworkApiAccess'.
- Enable Automatic Approval:** A toggle switch that is currently turned on.
- Display Change Set on Clone:** A toggle switch that is currently turned off.
- Comments:** A text area for adding comments.

At the bottom right of the dialog are 'Cancel' and 'Save' buttons. The bottom status bar shows 'Product 1 Data' and 'Page Type: Generic'.

8. Select the Save button.



Legal Information

Disclaimer

The information contained in this document represents the current view of Critical Manufacturing on the issues discussed as of the date of publication. Because Critical Manufacturing must respond to changing market conditions, it should not be interpreted to be a commitment on the part of Critical Manufacturing, and Critical Manufacturing cannot guarantee the accuracy of any information presented after the date of publication. This document is for informational purposes only.

Critical Manufacturing makes no warranties, express, implied or statutory, as to the information herein contained.

Confidentiality Notice

All materials and information included herein are being provided by Critical Manufacturing to its Customer solely for Customer internal use for its business purposes. Critical Manufacturing retains all rights, titles, interests in and copyrights to the materials and information herein. The materials and information contained herein constitute confidential information of Critical Manufacturing and the Customer must not disclose or transfer by any means any of these materials or information, whether total or partial, to any third party without the prior explicit consent by Critical Manufacturing.

Copyright Information

All title and copyrights in and to the Software (including but not limited to any source code, binaries, designs, specifications, models, documents, layouts, images, photographs, animations, video, audio, music, text incorporated into the Software), the accompanying printed materials, and any copies of the Software, and any trademarks or service marks of Critical Manufacturing are owned by Critical Manufacturing unless explicitly stated otherwise. All title and intellectual property rights in and to the content that may be accessed through use of the Software is the property of the respective content owner and is protected by applicable copyright or other intellectual property laws and treaties.

Trademark Information

Critical Manufacturing is a registered trademark of Critical Manufacturing.

All other trademarks are property of their respective owners.