

How to: Download the Automation Manager as a zip

11.2

February 2026

DOCUMENT ACCESS

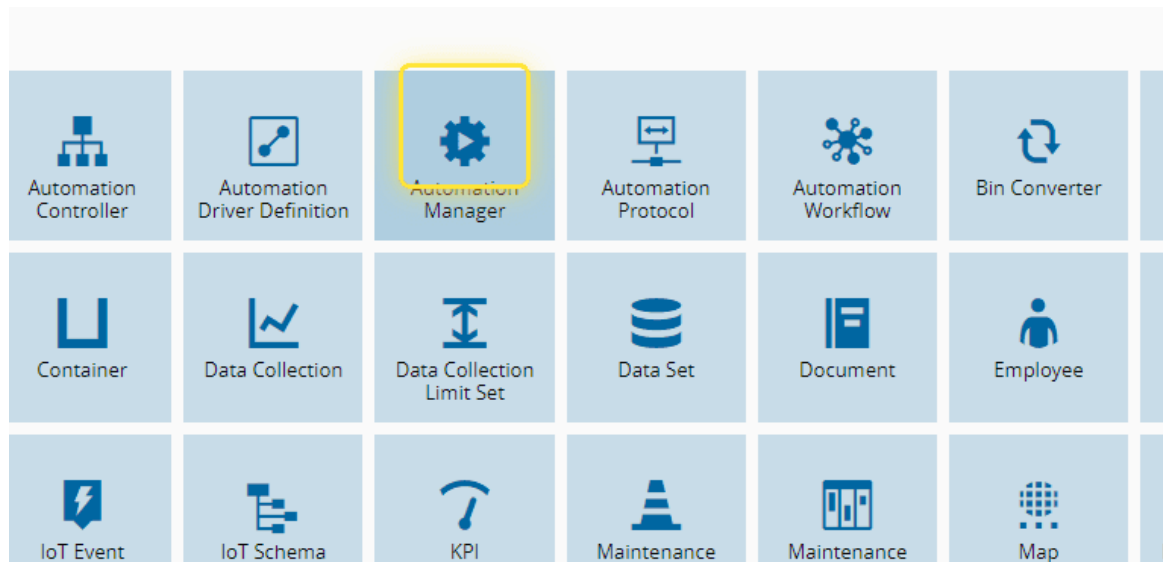
Public

DISCLAIMER

The contents of this document are under copyright of Critical Manufacturing S.A. it is released on condition that it shall not be copied in whole, in part or otherwise reproduced (whether by photographic, or any other method) and the contents therefore shall not be divulged to any person other than that of the addressee (save to other authorized offices of his organization having need to know such contents, for the purpose for which disclosure is made) without prior written consent of submitting company.

How to: Download the Automation Manager as a zip

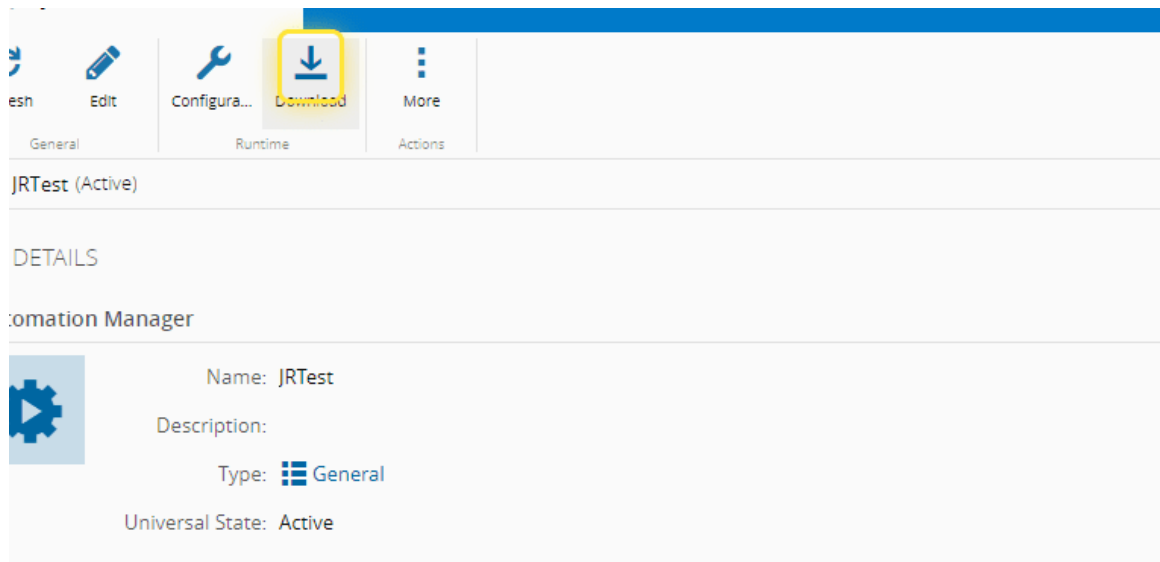
1. Go to the Automation Manager



2. Select the Automation Manager you want to download

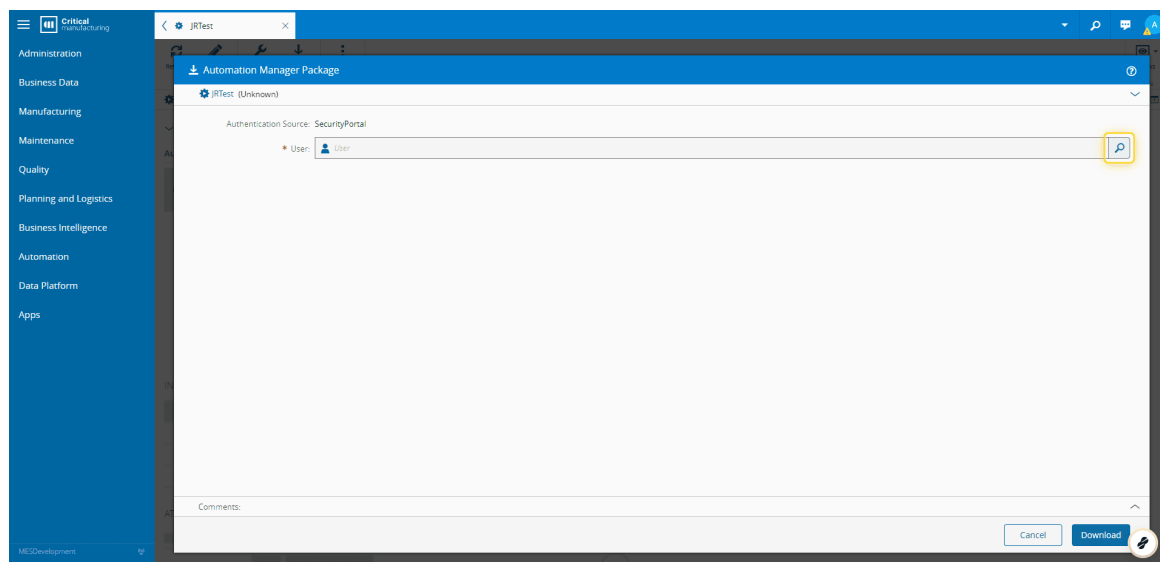
NAME	DESCRIPTION
AM_1901	
JRTTest	
Test_AutomationManager_b63d45f7-3d96-424d-a9bd-75efda4b1c69	
Z_AutomationControllerInstance06574a8d-38ff-40b8-b627-b2ce92d30b4e	
Z_AutomationControllerInstance158e868c-889f-4b6e-b57d-2a81560380a5	
Z_AutomationControllerInstance202db4f6-c42a-4196-9b64-a58c6d88a6f2	
Z_AutomationControllerInstance27d5a364-e9dc-4e78-950c-581362392209	
Z_AutomationControllerInstance3618b24f-5364-478e-a6c3-6162e50c5d53	

3. Select Download

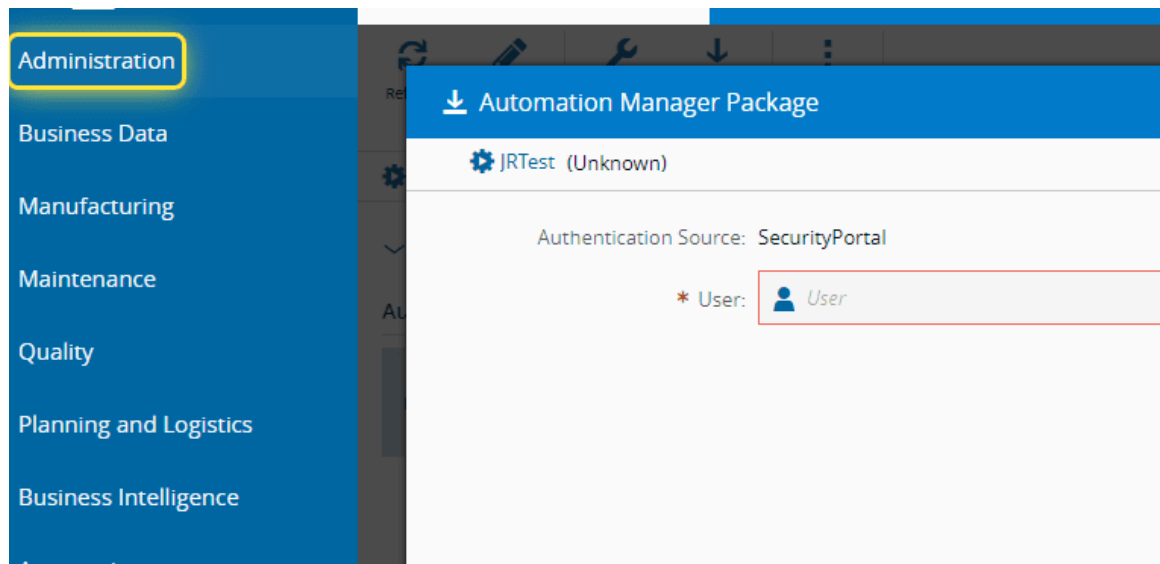


4. You can either download with your user permissions or another user

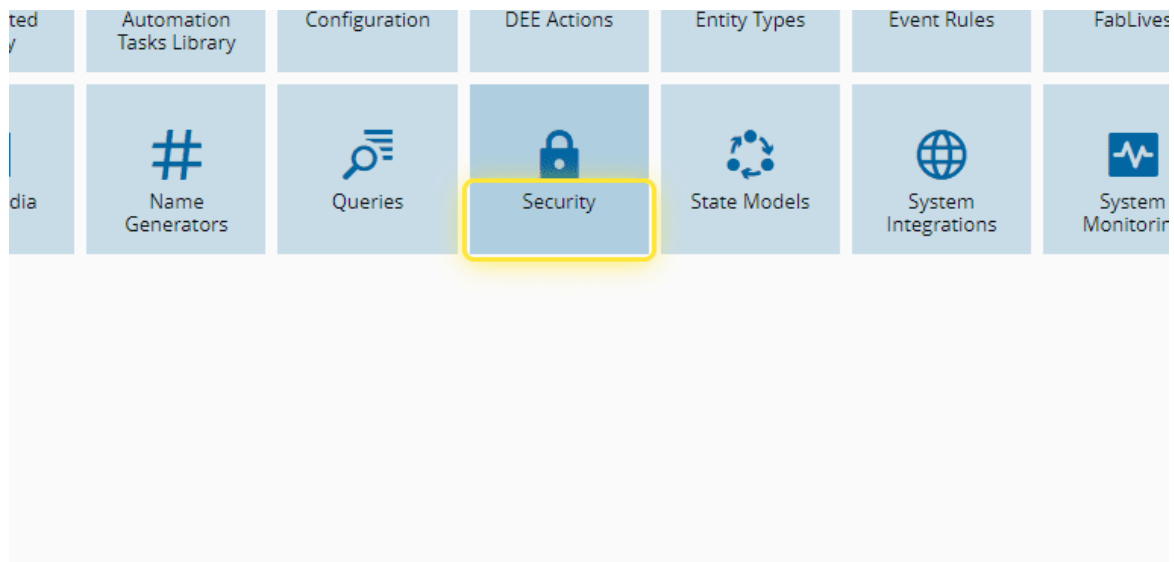
We will change our user to be able to download



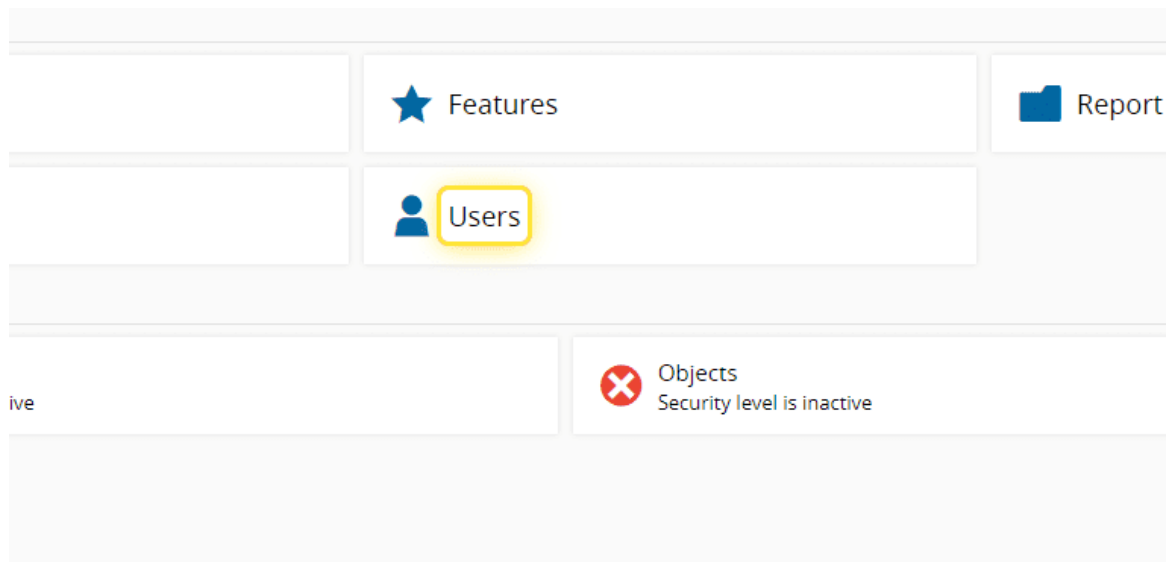
5. Select Administration



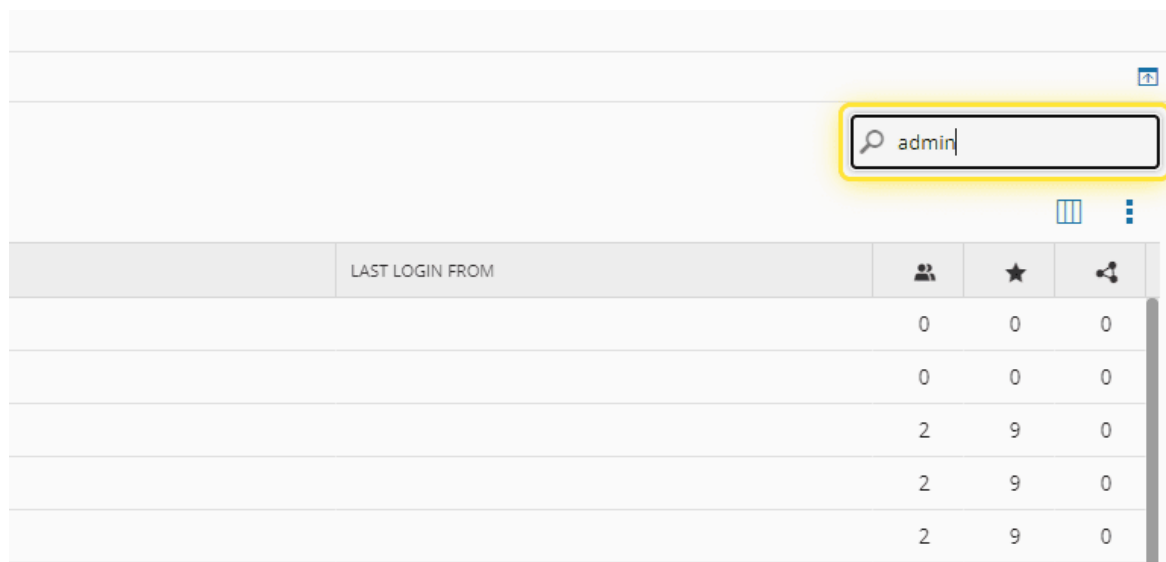
6. Select Security



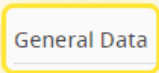
7. Select Users



8. Type in highlight




9. Select admin




10. Select Edit



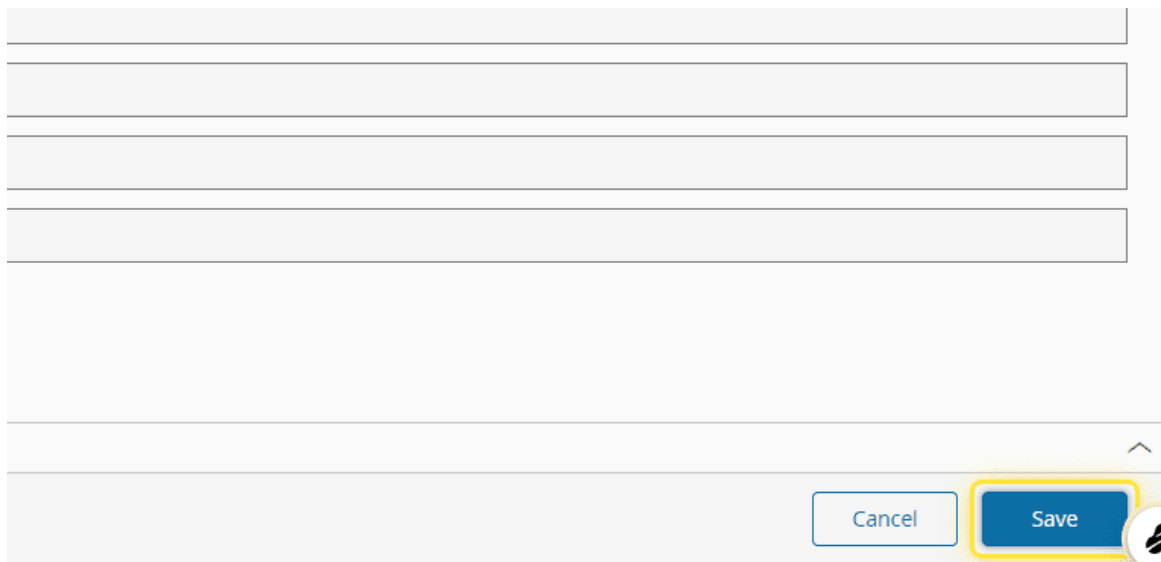
11. Select highlight

* Name:	admin
Email Address:	admin@criticalmanufacturing.com
Primary Role:	
Integration User:	<input type="checkbox"/>
Enabled:	<input checked="" type="checkbox"/>
Auto-Lock Timeout:	<input type="text"/> seconds
PIN:
Token:	

12. Select highlight

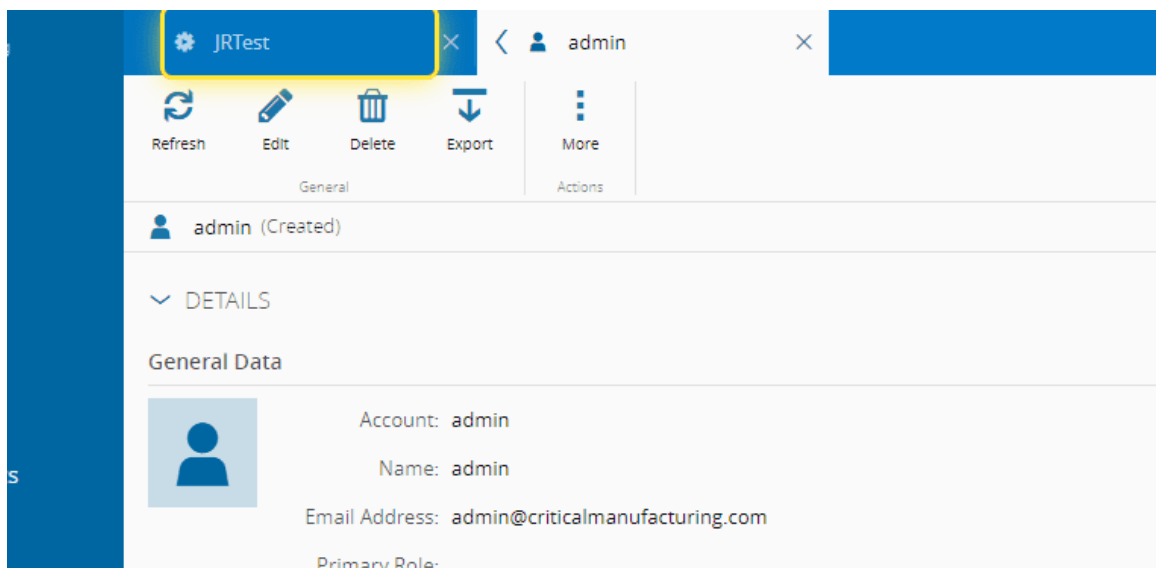
* Name:	admin
Email Address:	admin@criticalmanufacturing.com
Primary Role:	
Integration User:	<input checked="" type="checkbox"/>
Enabled:	<input checked="" type="checkbox"/>
Auto-Lock Timeout:	<input type="text"/> seconds
PIN:
Token:	

13. Select Save



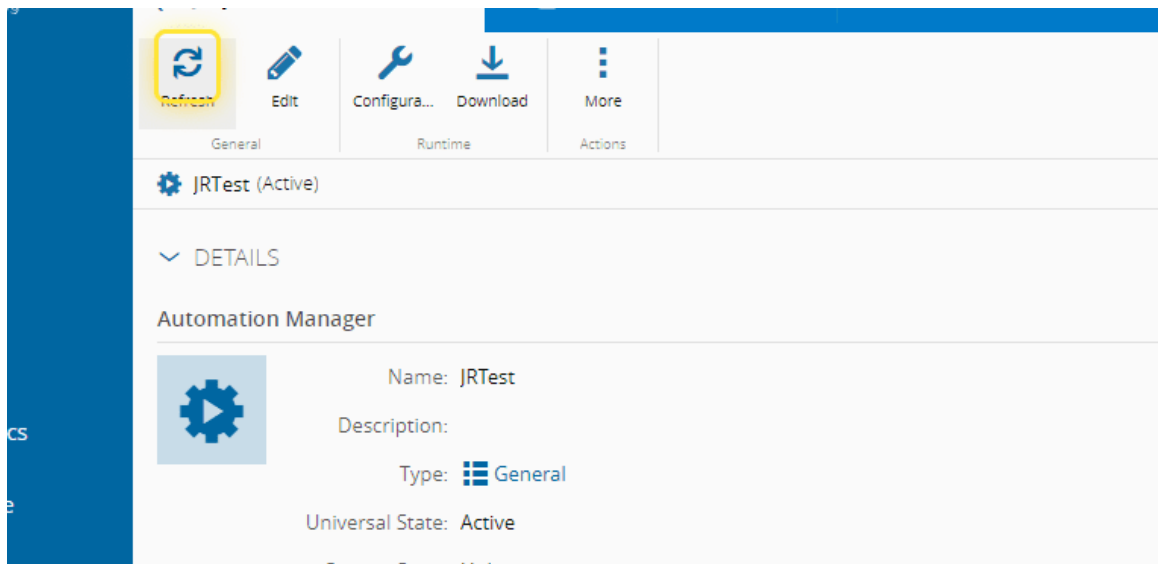
A screenshot of a web form with several empty input fields. At the bottom right, there are two buttons: 'Cancel' and 'Save'. The 'Save' button is highlighted with a yellow border.

14. Select the Automation Manager

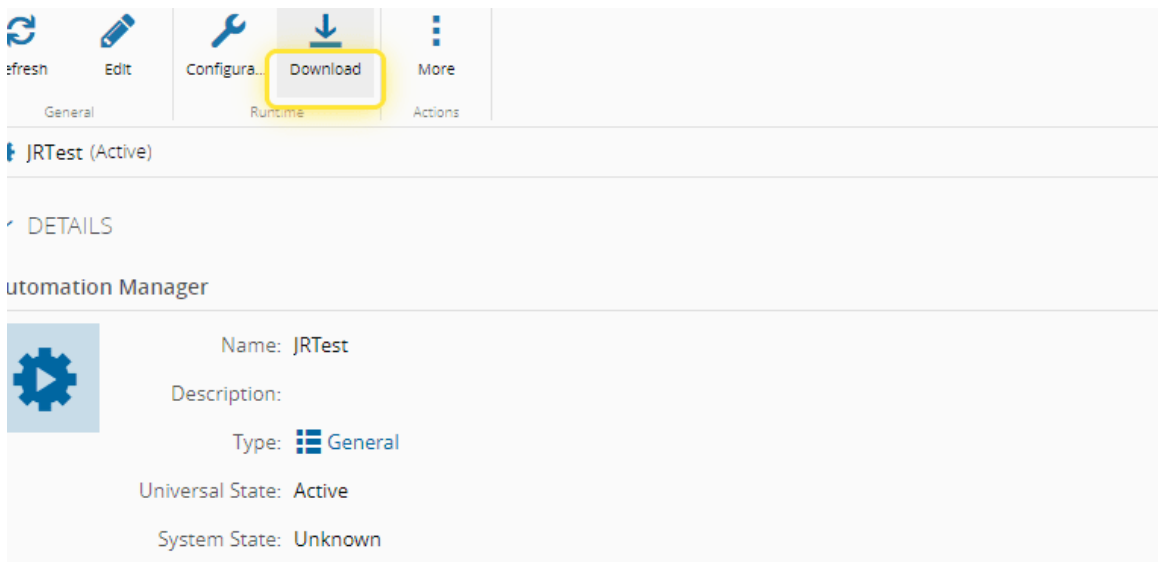


A screenshot of the 'Automation Manager' interface. The top bar shows 'JRTTest' and 'admin'. Below the top bar, there are icons for 'Refresh', 'Edit', 'Delete', 'Export', and 'More'. The main content area shows 'admin (Created)' and a 'DETAILS' section. Under 'General Data', there is a profile picture and the following information: Account: admin, Name: admin, Email Address: admin@criticalmanufacturing.com, and Primary Role: (partially visible).

15. Select highlight

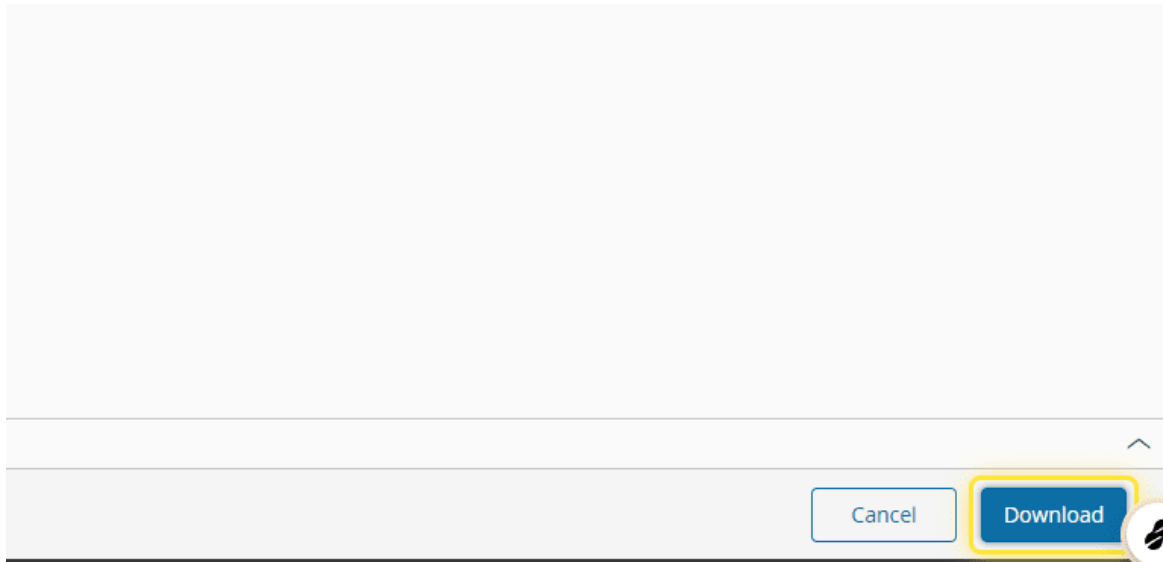


16. Select Download



17. Select Download to finish the process

It will trigger the download of a zip file





Legal Information

Disclaimer

The information contained in this document represents the current view of Critical Manufacturing on the issues discussed as of the date of publication. Because Critical Manufacturing must respond to changing market conditions, it should not be interpreted to be a commitment on the part of Critical Manufacturing, and Critical Manufacturing cannot guarantee the accuracy of any information presented after the date of publication. This document is for informational purposes only.

Critical Manufacturing makes no warranties, express, implied or statutory, as to the information herein contained.

Confidentiality Notice

All materials and information included herein are being provided by Critical Manufacturing to its Customer solely for Customer internal use for its business purposes. Critical Manufacturing retains all rights, titles, interests in and copyrights to the materials and information herein. The materials and information contained herein constitute confidential information of Critical Manufacturing and the Customer must not disclose or transfer by any means any of these materials or information, whether total or partial, to any third party without the prior explicit consent by Critical Manufacturing.

Copyright Information

All title and copyrights in and to the Software (including but not limited to any source code, binaries, designs, specifications, models, documents, layouts, images, photographs, animations, video, audio, music, text incorporated into the Software), the accompanying printed materials, and any copies of the Software, and any trademarks or service marks of Critical Manufacturing are owned by Critical Manufacturing unless explicitly stated otherwise. All title and intellectual property rights in and to the content that may be accessed through use of the Software is the property of the respective content owner and is protected by applicable copyright or other intellectual property laws and treaties.

Trademark Information

Critical Manufacturing is a registered trademark of Critical Manufacturing.

All other trademarks are property of their respective owners.